

DECLARATION

I do hereby declare that the thesis entitled 'INDO-SAARC TRADE: PROBLEMS AND PROSPECTS IN THE CONTEXT OF GLOBALIZATION (1985-2018)' has been prepared by me under the supervision of Dr. Debkumar Mukhopadhyay, Principal, Maynaguri College, Dist. Jalpaiguri. No part of this thesis has formed the basis for the award of any degree or fellowship previously.

Date: 20/06/2022

Dilip Kumar Das
(DILIP KUMAR DAS)



MAYNAGURI COLLEGE

(Accredited by NAAC - "B+")

P.O. Maynaguri, Dist. - Jalpaiguri, West Bengal, Pin - 735 224
Phone : 03561 234298, E-mail : maynaguricollege@rediffmail.com

Ref. No. :

Date : 20/06/2022

CERTIFICATE

This is to certify that DILIP KUMAR DAS has completed his Ph.D work entitled "INDO-SAARC TRADE: PROBLEMS AND PROSPECTS IN THE CONTEXT OF GLOBALIZATION (1985-2018)" under my supervision. The thesis has not previously formed the basis for the award of any degree, diploma, fellowship or other similar title of recognition.

Dr. Debkumar Mukhopadhyay
Principal











Maynaguri College, Jalpaiguri
West Bengal

Dr. Debkumar Mukhopadhyay
Principal
Maynaguri College, Jalpaiguri
West Bengal

Document Information

| | |
|--------------------------|--|
| Analyzed document | Dilip Kumar Das - Economics.pdf (D140904261) |
| Submitted | 6/20/2022 9:50:00 AM |
| Submitted by | University of North Bengal |
| Submitter email | nbupig@nbu.ac.in |
| Similarity | 1% |
| Analysis address | nbupig_nbu@analysis.arkund.com |

Sources included in the report

| | | | |
|----------|---|---|---|
| W | URL: http://www.jetir.org/papers/JETIR2011017.pdf Fetched: 12/11/2020 11:54:48 AM |  | 5 |
| W | URL: https://rbi.org.in/scripts/bs_viewcontent.aspx?Id=2255 Fetched: 10/10/2019 11:37:57 AM |  | 2 |
| W | URL: https://www.sbp.org.pk/publications/pak-india-trade/Chap_5.pdf Fetched: 9/8/2021 12:16:19 AM |  | 4 |
| W | URL: https://www.researchgate.net/publication/330080933_Trade_among_SAARC_Countries_With_Special_Reference_to_India Fetched: 10/12/2019 11:37:14 AM |  | 1 |
| W | URL: https://www.repository.cam.ac.uk/bitstream/id/533676/pdsa_02_01_04.pdf Fetched: 7/28/2021 11:33:51 AM |  | 6 |
| W | URL: https://www.researchgate.net/publication/280727817_An_Analysis_of_India's_Bilateral_Merchandise_Trade_with_SAARC Fetched: 11/17/2020 3:25:30 PM |  | 1 |
| W | URL: https://1library.net/document/zggmj42z-decsriptive-study-indo-pak-trade-relations-emergecnc-e-saarc.html?utm_source=related_list Fetched: 6/21/2022 9:51:27 AM |  | 1 |
| W | URL: https://globaljournals.org/GJHSS_Volume14/4-A-Brief-Analysis-on-Indias-Trade.pdf Fetched: 12/4/2020 10:33:22 AM |  | 2 |
| W | URL: https://www.brookings.edu/research/indias-limited-trade-connectivity-with-south-asia/ Fetched: 6/20/2020 4:27:26 PM |  | 1 |
| W | URL: http://citeseerx.ist.psu.edu/viewdoc/download?doi=10.1.1.1073.1336&rep=rep1&type=pdf Fetched: 6/20/2022 9:50:36 AM |  | 2 |

Entire Document

INDO-SAARC TRADE: PROBLEMS AND PROSPECTS IN THE CONTEXT OF GLOBALIZATION (1985-2018) A THESIS SUBMITTED FOR THE AWARD OF PH.D DEGREE OF UNIVERSITY OF NORTH BENGAL JUNE 2022 BY DILIP KUMAR DAS ASSOCIATE PROFESSOR IN ECONOMICS A.B.N.SEAL COLLEGE COOCH BEHAR SUPERVISOR DR. DEBKUMAR MUKHOPADHAY PRINCIPAL MAYNAGUR COLLEGE, JALPAIGURI, WEST BENGAL

CHAPTER I: INTRODUCTION 1 I: THE STATEMENT OF THE PROBLEM South Asian Association for Regional Cooperation (SAARC) was formed in December 1985 with seven member countries

ACKNOWLEDGEMENT

First of all I am heavily indebted to my supervisor, Dr. Debkumar Mukhopadhyay who has given me his valuable time despite his busy schedule. He encouraged me a lot to complete this thesis. I am benefited by his guidance and advice. Whenever I need him to discuss some topics, he has always guided me and given me his valuable time.

I sincerely acknowledge the advice and help of Prof. Davinder Kumar Madaan, Professor of Economics & Head, School of Social Sciences, Punjabi University to calculate terms of trade.

I gratefully recognize the cooperation extended by Shri Srijan Acharya, Deputy Director, DGCIS, Kolkata at the time of data collection.

I am indebted to Departmental Research Committee for their suggestions which are incorporated in the thesis.

I am grateful to Prof. Piyal Basu Roy and Dr Amit Kundu for extending their technical help.

I wish to express my sincere thanks to all my colleagues whose constant encouragement has inspired me a lot.

The persons who were behind my Ph.D were my parents-in-law who were constant source of my inspiration. Last but not the least I am thankful to my mother, wife, daughter and nephew who contributed a lot of service during my entire work.

Date 20/06/2022

Dilip Kumar Das
(DILIP KUMAR DAS)

LIST OF TABLES

| | | |
|-------------|--|----|
| TABLE 4.10: | VALUE AND GROWTH RATE OF INDO-BANGLADESH EXPORT AND INDO-SAARC EXPORT: 1986-2018 | 23 |
| TABLE 4.11: | VALUE AND GROWTH RATE OF INDO-BANGLADESH IMPORT AND INDO-SAARC IMPORT: 1986-2018 | 26 |
| TABLE 4.12: | INDO-BANGLADESH BALANCE OF TRADE AND INDO-SAARC BALANCE OF TRADE: 1986-2018 | 29 |
| TABLE 4.13: | VALUE AND GROWTH RATE OF INDO-BANGLADESH TRADE AND INDO-SAARC TRADE: 1986 -2018 | 31 |
| TABLE 4.14: | VALUE AND GROWTH RATE OF INDO-BHUTAN EXPORT AND INDO-SAARC EXPORT: 1986-2018 | 34 |
| TABLE 4.15: | VALUE AND GROWTH RATE OF INDO-BHUTAN IMPORT AND INDO-SAARC IMPORT: 1986-2018 | 36 |
| TABLE 4.16: | INDO-BHUTAN BALANCE OF TRADE AND INDO-SAARC BALANCE OF TRADE: 1986-2018 | 40 |
| TABLE 4.17: | VALUE AND GROWTH RATE OF INDO-BHUTAN TRADE AND INDO-SAARC TRADE: 1987-2018 | 41 |
| TABLE 4.18: | VALUE AND GROWTH RATE OF INDO-MALDIVES AND INDO-SAARC EXPORT : 1986-2018 | 44 |
| TABLE 4.19: | VALUE AND GROWTH RATE OF INDO-MALDIVES AND INDO-SAARC IMPORT: 1986-2018 | 47 |
| TABLE 4.20: | INDO- MALDIVES BALANCE OF TRADE AND INDO-SAARC BALANCE OF TRADE | 50 |
| TABLE 4.21: | VALUE AND GROWTH RATE OF INDO-MALDIVES AND INDO-SAARC TRADE: 1986-2018 | 51 |
| TABLE 4.22: | VALUE AND GROWTH RATE OF INDO-NEPAL EXPORT AND INDO-SAARC EXPORT: 1986-2018 | 55 |
| TABLE 4.23: | VALUE AND GROWTH RATE OF INDO-NEPAL IMPORT AND INDO-SAARC IMPORT: 1986-2018 | 58 |
| TABLE 4.24: | INDO- NEPAL BALANCE OF TRADE AND INDO-SAARC BALANCE OF TRADE | 61 |
| TABLE 4.25: | VALUE AND GROWTH RATE OF INDO- NEPAL TRADE AND INDO-SAARC TRADE: 1986-2018 | 62 |
| TABLE 4.26: | VALUE AND GROWTH RATE OF INDO-PAKISTAN AND INDO-SAARC EXPORT: 1986-2018 | 65 |
| TABLE4.27: | VALUE AND GROWTH RATE OF INDO-PAKISTAN IMPORT AND INDO-SAARC IMPORT: 1986-2018 | 69 |
| TABLE 2.28: | INDO- PAKISTAN BALANCE OF TRADE AND INDO-SAARC BALANCE OF TRADE | 72 |
| TABLE 4.29: | VALUE AND GROWTH RATE OF INDO-PAKISTAN TRADE AND INDO-SAARC TRADE: 1986-2018 | 73 |
| TABLE 4.30: | VALUE AND GROWTH RATE OF INDO-SRI LANKA EXPORT AND INDO-SAARC EXPORT: 1986-2018 | 76 |
| TABLE 4.31: | VALUE AND GROWTH RATE OF INDO-SRI LANKA IMPORT AND INDO-SAARC IMPORT:1986-2018 | 80 |
| TABLE 4.32: | INDO-SRI LANKA BALANCE OF TRADE AND INDO-SAARC BALANCE OF TRADE | 83 |

| | | |
|-------------|---|-----|
| TABLE 4.33: | VOLUME AND GROWTH RATE OF INDO-SRI LANKA TRADE AND INDO-SAARC TRADE:1986-2018 | 84 |
| TABLE 4.34: | GROWTH RATE OF INDO- AFGHANISTAN EXPORT AND INDO-SAARC EXPORT: 1986-2018 | 87 |
| TABLE 4.35: | GROWTH RATE OF INDO- AFGHANISTAN IMPORT AND INDO-SAARC IMPORT: 1986-2018 | 89 |
| TABLE 4.36: | INDO-AFGHANISTAN BALANCE OF TRADE AND INDO-SAARC BALANCE OF TRADE | 92 |
| TABLE 4.37: | GROWTH RATE OF INDO-AFGHANISTAN TRADE AND INDO-SAARC TRADE: 1986-2018 | 93 |
| TABLE 5.10: | COMMODITY COMPOSITION OF INDIA'S EXPORTS TO BANGLADESH- COMMODITY WISE AND YEAR WISE | 100 |
| TABLE 5.11: | COMPARISON OF COMMODITIES IN TERMS OF PRE-SAFTA AND POST-SAFTA CAGR | 103 |
| TABLE 5.12: | COMMODITY COMPOSITION OF INDIA'S EXPORT TO BHUTAN- COMMODITY WISE AND YEAR WISE | 104 |
| TABLE 5.13: | COMPARISON OF COMMODITIES IN TERMS OF PRE-SAFTA AND POST-SAFTA CAGR | 107 |
| TABLE 5.14: | COMMODITY COMPOSITION OF INDIA'S EXPORT TO NEPAL— COMMODITY WISE AND YEAR WISE | 108 |
| TABLE 5.15: | COMPARISON OF COMMODITIES IN TERMS OF PRE-SAFTA AND POST-SAFTA CAGR | 111 |
| TABLE 5.16: | COMMODITY COMPOSITION OF INDIA'S EXPORT TO PAKISTAN— COMMODITY WISE AND YEAR WISE | 112 |
| TABLE 5.17: | COMPARISON OF COMMODITIES IN TERMS OF PRE-SAFTA AND POST-SAFTA CAGR | 115 |
| TABLE 5.18: | COMMODITY COMPOSITION OF INDIA'S EXPORT TO SRI LANKA— COMMODITY WISE AND YEAR WISE | 116 |
| TABLE 5.19: | COMPARISON OF COMMODITIES IN TERMS OF PRE-SAFTA AND POST-SAFTA CAGR | 120 |
| TABLE 6.10: | INDIA'S EXPORT UNIT VALUE INDEX WITH BANGLADESH: 1996-97 TO 2017-18 | 127 |
| TABLE 6.11: | INDIA'S IMPORT UNIT VALUE INDEX WITH BANGLADESH: 1996-97 TO 2017-18 | 129 |
| TABLE 6.12: | INDIA'S TERMS OF TRADE WITH BANGLADESH | 131 |
| TABLE 6.13: | INDIA'S EXPORT UNIT VALUE INDEX WITH BHUTAN | 132 |
| TABLE 6.14: | INDIA'S IMPORT UNIT VALUE INDEX WITH BHUTAN | 133 |
| TABLE 6.15: | INDIA'S TERMS OF TRADE WITH BHUTAN | 135 |
| TABLE 6.16: | INDIA'S EXPORT UNIT VALUE INDEX WITH NEPAL | 136 |
| TABLE 6.17: | INDIA'S IMPORT UNIT VALUE INDEX WITH NEPAL | 138 |
| TABLE 6.18: | INDIA'S TERMS OF TRADE WITH NEPAL | 139 |
| TABLE 6.19: | INDIA'S EXPORT UNIT VALUE INDEX WITH PAKISTAN | 140 |
| TABLE 6.20: | INDIA'S IMPORT UNIT VALUE INDEX WITH PAKISTAN | 142 |
| TABLE 6.21: | INDIA'S TERMS OF TRADE WITH PAKISTAN | 143 |
| TABLE 6.22: | INDIA'S EXPORT UNIT VALUE INDEX WITH SRI LANKA | 144 |
| TABLE 6.23: | INDIA'S IMPORT UNIT VALUE INDEX WITH SRI LANKA | 146 |
| TABLE 6.24: | INDIA'S TERMS OF TRADE WITH SRI LANKA | 147 |
| TABLE 7.10: | GROWTH RATE AND INSTABILITY OF INDIVIDUAL COMMODITIES OF INDIA'S EXPORT TO BANGLADESH | 151 |

| | | |
|-------------|---|-----|
| TABLE 7.11: | CLASSIFICATION OF PRODUCTS BY GROWTH PERFORMANCE AND INSTABILITY | 153 |
| TABLE 7.12: | GROWTH RATE AND INSTABILITY OF INDIVIDUAL COMMODITIES OF INDIA'S EXPORT TO BHUTAN | 155 |
| TABLE 7.13: | CLASSIFICATION OF PRODUCTS BY GROWTH PERFORMANCE AND INSTABILITY | 157 |
| TABLE 7.14: | GROWTH RATE AND INSTABILITY OF INDIVIDUAL COMMODITIES OF INDIA'S EXPORT TO NEPAL | 158 |
| TABLE 7.15: | CLASSIFICATION OF PRODUCTS BY GROWTH PERFORMANCE AND INSTABILITY | 159 |
| TABLE 7.16: | GROWTH RATE AND INSTABILITY OF INDIVIDUAL COMMODITIES OF INDIA'S EXPORT TO PAKISTAN | 161 |
| TABLE 7.17: | CLASSIFICATION OF PRODUCTS BY GROWTH PERFORMANCE AND INSTABILITY | 162 |
| TABLE 7.18: | GROWTH RATE AND INSTABILITY OF INDIVIDUAL COMMODITIES OF INDIA'S EXPORT TO SRI LANKA | 163 |
| TABLE 7.19: | CLASSIFICATION OF PRODUCTS BY GROWTH PERFORMANCE AND INSTABILITY | 165 |

LIST OF FIGURES

| | |
|---|----|
| FIGURE-4.10(A): VALUE OF INDO-BANGLADESH EXPORT AND INDO-SAARC EXPORT | 25 |
| FIGURE-4.10(B): GROWTH RATE OF INDO-BANGLADESH EXPORT AND INDO-SAARC EXPORT | 25 |
| FIGURE-4.11(A): VALUE OF INDO-BANGLADESH IMPORT AND INDO-SAARC IMPORT | 28 |
| FIGURE-4.11(B): GROWTH RATE OF INDO-BANGLADESH IMPORT AND INDO-SAARC IMPORT | 28 |
| FIGURE-4.12: INDO-BANGLADESH BALANCE OF TRADE AND INDO-SAARC BALANCE OF TRADE | 30 |
| FIGURE-4.13(A): VALUE OF INDO-BANGLADESH TRADE AND INDO-SAARC TRADE | 33 |
| FIGURE-4.13(B): GROWTH RATE OF INDO-BANGLADESH TRADE AND INDO-SAARC TRADE | 33 |
| FIGURE-4.14(A): VALUE OF INDO-BHUTAN EXPORT AND INDO-SAARC EXPORT | 36 |
| FIGURE-4.14(B): GROWTH RATE OF INDO-BHUTAN EXPORT AND INDO-SAARC EXPORT | 36 |
| FIGURE-4.15(A): VALUE OF INDO-BHUTAN IMPORT AND INDO-SAARC IMPORT | 39 |
| FIGURE-4.15(B): GROWTH RATE OF INDO-BHUTAN IMPORT AND INDO-SAARC IMPORT | 39 |
| FIGURE-4.16: INDO-BHUTAN BALANCE OF TRADE AND INDO-SAARC BALANCE OF TRADE | 41 |
| FIGURE-4.17(A): VALUE OF INDO- BHUTAN TRADE AND INDO-SAARC TRADE | 43 |
| FIGURE-4.17(B): GROWTH RATE OF INDO- BHUTAN TRADE AND INDO-SAARC TRADE | 43 |
| FIGURE-4.18(A): VALUE OF INDO-MALDIVES EXPORT AND INDO-SAARC EXPORT | 46 |
| FIGURE-4.18(B): GROWTH RATE OF INDO- MALDIVES EXPORT AND INDO-SAARC EXPORT | 46 |
| FIGURE-4.19(A): VALUE OF INDO- MALDIVES IMPORT AND INDO-SAARC IMPORT | 49 |
| FIGURE-4.19(B): GROWTH RATE OF INDO- MALDIVES IMPORT AND INDO-SAARC IMPORT | 49 |
| FIGURE-4.20: INDO- MALDIVES BALANCE OF TRADE AND INDO-SAARC BALANCE OF TRADE | 51 |
| FIGURE-4.21(A): VALUE OF INDO MALDIVES TRADE AND INDO-SAARC TRADE | 53 |
| FIGURE-4.21(B): GROWTH RATE OF INDO- MALDIVES TRADE AND INDO-SAARC TRADE | 53 |
| FIGURE-4.22(A): VALUE OF INDO-NEPAL EXPORT AND INDO-SAARC EXPORT | 57 |
| FIGURE-4.22(B): GROWTH RATE OF INDO-NEPAL EXPORT AND INDO-SAARC EXPORT | 57 |
| FIGURE-4.23(A): VALUE OF INDO- NEPAL IMPORT AND INDO-SAARC IMPORT | 60 |
| FIGURE-4.23(B): GROWTH RATE OF INDO-NEPAL IMPORT AND INDO-SAARC IMPORT | 60 |
| FIGURE-4.24: INDO-NEPAL BALANCE OF TRADE AND INDO-SAARC BALANCE OF TRADE | 62 |
| FIGURE-4.25(A): VALUE OF INDO NEPAL TRADE AND INDO-SAARC TRADE | 64 |

| | |
|--|----|
| FIGURE-4.25(B): GROWTH RATE OF INDO-NEPAL TRADE AND INDO-SAARC TRADE | 64 |
| FIGURE-4.26(A): VALUE OF INDO-PAKISTAN EXPORT AND INDO-SAARC EXPORT | 68 |
| FIGURE-4.26(B): GROWTH RATE OF INDO-PAKISTAN EXPORT AND INDO-SAARC EXPORT | 68 |
| FIGURE-4.27(A): VALUE OF INDO-PAKISTAN IMPORT AND INDO-SAARC IMPORT | 71 |
| FIGURE-4.27(B): GROWTH RATE OF INDO-PAKISTAN IMPORT AND INDO-SAARC IMPORT | 71 |
| FIGURE-4.28: INDO-PAKISTAN BALANCE OF TRADE AND INDO-SAARC BALANCE OF TRADE | 73 |
| FIGURE-4.29(A): VALUE OF INDO-PAKISTAN TRADE AND INDO-SAARC TRADE | 75 |
| FIGURE-4.29(B): GROWTH RATE OF INDO-PAKISTAN TRADE AND INDO-SAARC TRADE | 75 |
| FIGURE-4.30(A): VALUE OF INDO-SRI LANKA EXPORT AND INDO-SAARC EXPORT | 79 |
| FIGURE-4.30(B): GROWTH RATE OF INDO-SRI LANKA EXPORT AND INDO-SAARC EXPORT | 79 |
| FIGURE-4.31(A): VALUE OF INDO-SRI LANKA IMPORT AND INDO-SAARC IMPORT | 82 |
| FIGURE-4.31(B): GROWTH RATE OF INDO-SRI LANKA IMPORT AND INDO-SAARC IMPORT | 82 |
| FIGURE-4.32: INDO-SRI LANKA BALANCE OF TRADE AND INDO-SAARC BALANCE OF TRADE | 84 |
| FIGURE-4.33(A): VALUE OF INDO-SRI LANKA TRADE AND INDO-SAARC TRADE | 86 |
| FIGURE-4.33(B): GROWTH RATE OF INDO-SRI LANKA TRADE AND INDO-SAARC TRADE | 86 |
| FIGURE-4.34(A): VALUE OF INDO-AFGHANISTAN EXPORT AND INDO-SAARC EXPORT | 89 |
| FIGURE-4.34(B): GROWTH RATE OF INDO-AFGHANISTAN EXPORT AND INDO-SAARC EXPORT | 89 |
| FIGURE-4.35(A): VALUE OF INDO-AFGHANISTAN IMPORT AND INDO-SAARC IMPORT | 91 |
| FIGURE-4.35(B): GROWTH RATE OF INDO-AFGHANISTAN IMPORT AND INDO-SAARC IMPORT | 91 |
| FIGURE-4.36: INDO-AFGHANISTAN BALANCE OF TRADE AND INDO-SAARC BALANCE OF TRADE | 93 |
| FIGURE-4.37(A): VALUE OF INDO-AFGHANISTAN TRADE AND INDO-SAARC TRADE | 95 |
| FIGURE-4.37(B): GROWTH RATE OF INDO-AFGHANISTAN TRADE AND INDO-SAARC TRADE | 95 |

ABBREVIATIONS

| | |
|-----------|---|
| SAARC: | SOUTH ASIAN ASSOCIATION FOR REGIONAL COOPERATION |
| SAPTA: | SOUTH ASIAN PREFERENTIAL TRADE AGREEMENT |
| SAFTA: | SOUTH ASIAN FREE TRADE AREA |
| GATT: | GENERAL AGREEMENT ON TARIFFS AND TRADE |
| WTO: | WORLD TRADE ORGANIZATION |
| AAGR: | AVERAGE ANNUAL GROWTH RATE |
| CAGR: | COMPOUND ANNUAL GROWTH RATE |
| MSE : | MEAN SQUARE ERROR |
| ASEAN: | ASSOCIATION OF SOUTH EAST ASIAN NATIONS |
| NAFTA: | NORTH AMERICAN FREE TRADE AREA |
| EU: | EUROPEAN UNION |
| EUVI: | EXPORT UNIT VALUE INDEX |
| IUVI: | IMPORT UNIT VALUE INDEX |
| TLP: | TRADE LIBERALISATION PROGRAMME |
| LDC: | LEAST DEVELOPED COUNTRIES |
| NLDC: | NON-LEAST DEVELOPED COUNTRIES |
| MFN: | MOST FAVOURED NATIONS |
| PTA: | PREFERENTIAL TRADE AGREEMENT |
| FTA: | FREE TRADE AGREEMENT |
| RTAS: | REGIONAL TRADE AGREEMENTS |
| OECD: | ORGANISATION OF ECONOMIC COOPERATION AND DEVELOPMENT |
| MERCOSUR: | SOUTHERN COMMON MARKET |