


## **DECLARATION**

I declare that the thesis entitled “**A STUDY ON SOCIO-ECONOMIC CONDITIONS OF WOMEN BEEDI WORKERS IN TUFANGANJ SUBDIVISION OF KOCH BIHAR DISTRICT, WEST BENGAL**” has been prepared by me under the supervision of Professor (Dr.) Ranjan Roy, Department of Geography & Applied Geography, University of North Bengal, Raja Rammohunpur, Darjeeling. No part of this thesis has been submitted elsewhere for the award of any degree or fellowship previously.

  
19.12.2023

**Sangita Karmakar**

**Department of Geography & Applied Geography  
University of North Bengal**



নো মন্ত: সমিতি: সমানী

## DEPARTMENT OF GEOGRAPHY & APPLIED GEOGRAPHY

### UNIVERSITY OF NORTH BENGAL


Accredited by NAAC with Grade B++

RAJA RAMMOHUNPUR, P.O. NORTH BENGAL UNIVERSITY, DIST. DARJEELING, WEST BENGAL, PIN- 734013  
Ph. No. +91-0353-2776342, FAX +91-0353-2699001, URL: www.nbu.ac.in

### CERTIFICATE

This is to certify that Sangita Karmakar has prepared the thesis entitled “A STUDY ON SOCIO-ECONOMIC CONDITIONS OF WOMEN BEEDI WORKERS IN TUFANGANJ SUBDIVISION OF KOCH BIHAR DISTRICT, WEST BENGAL” for the award of Doctor of Philosophy (Ph.D) degree in Geography & Applied Geography of University of North Bengal, under my supervision. She has carried out her research work at the Department of Geography & Applied Geography, University of North Bengal and the thesis has been prepared based on the extensive field study for collection of primary data and secondary sources of information. The thesis in full or any part of it has not been submitted previously for any other degree or diploma.

It may further be mentioned that Sangita Karmakar has fulfilled all other requirements as per rules of the University of North Bengal regarding the submission of Ph.D level dissertation.

  
19.12.2023  
Dr. Ranjan Roy

Professor

Department of Geography & Applied Geography  
University of North Bengal

Date:

Prof. (Dr.) Ranjan Roy  
Professor  
Dept. of Geography  
&  
Applied Geography  
University of North Bengal



The Report is Generated by DrillBit Plagiarism Detection Software

### Submission Information

Author Name Sangita Karmakar  
Title A STUDY ON SOCIO-ECONOMIC CONDITIONS OF WOMEN BEEDI WORKERS IN TUFANGANJ SUBDIVISION OF KOCH BIHAR DISTRICT, WEST BENGAL  
Paper/Submission ID 1139473  
Submitted by nbuplg@nbu.ac.in  
Submission Date 2023-11-28 13:08:24  
Total Pages 241  
Document type Thesis

### Result Information

Similarity 0 %

0 20 40 60 80 100

### Exclude Information

Quotes Excluded  
References/Bibliography Excluded  
Sources: Less than 14 Words Similarity Excluded  
Excluded Source 7 %  
Excluded Phrases Not Excluded

A Unique QR Code use to View/Download/Share Pdf File



*Ranjan Roy* 19.12.2023

**Prof. (Dr.) Ranjan Roy**  
Professor  
Dept. of Geography  
&  
Applied Geography  
University of North Bengal

*Sangita Karmakar*  
19.12.2023

*Dedicated*

*to*


*my mother & my father*

*Smt. Rita Karmakar & Sri. Jyotish Ch. Karmakar*

## PREFACE

Beedi industry is one of the most important unorganized agro industries which occupies a major place in the national economy of the country today. It creates a large base of employment especially for women. Moreover, it is an important source of employment to millions of lower middle class people who are marginalized, deprived, ignorant, and disadvantaged. However, the working conditions in this industry is far from being satisfactory in spite of a good number of labour laws and existing labour welfare measures. The present study, thus, aims to assess the social background, economic and working conditions, and health status of women beedi workers in Tufanganj Subdivision of Koch Bihar district, West Bengal. In the study area, most of the women beedi workers are illiterate, ignorant, and deprived of different government facilities related to socio-economic issues. Besides, many acute social problems have been found in the study area such as illiteracy, underemployment, child labour, and lack of awareness of different issues. The study is based on both primary and secondary data. Secondary data has been collected from the Census report, ministry of labour welfare department, etc. and primary data has been collected from door-to-door survey through schedules in selected areas of the study region. Finally, data has been processed, analyzed, and synthesized using statistical techniques

The study is divided into eight chapters, chapter I is Introduction, chapter II gives a brief account of the study area, chapter III highlights the nature and extent of beedi industry, chapter IV gives an idea about the socio-economic conditions of women beedi workers, chapter V encompasses health status of women beedi workers, chapter VI deals with the implementation status of various government welfare schemes for beedi workers, chapter VII highlights the problems of women beedi workers in the study area and chapter VIII comprises the findings and conclusion of the entire research work.

  
19.12.2023

**Sangita Karmakar**

**Department of Geography & Applied Geography  
University of North Bengal**

## ACKNOWLEDGEMENT

I convey my gratitude to my supervisor Dr. Ranjan Roy, Professor, Department of Geography and Applied Geography, University of North Bengal for his endless academic and moral support, motivation, valuable guidance and constant encouragement throughout the research work. It is due to his guidance and counselling that I could complete the proposed research work.

I would also take the opportunity to express my heartiest gratitude to Professor Deepak Kumar Mandal, Head of the Department, Department of Geography and Applied Geography, University of North Bengal for his co-operation and suggestions. I am also equally thankful to Dr. Indira Lepcha Lama, Dr. Arindam Basak, Dr. Snehashish Saha, Dr. Indrajit Roy Chowdhury, Dr. Rupak Kumar Paul, and Dr. Riti Moktan all the professors of Department of Geography and Applied Geography for extending their support and encouragement to fulfil the research work. I am thankful to all the non-teaching staffs of the department of Geography & Applied Geography for their whole hearted cooperation during the work.

Special thanks goes to the officers and staff members of the Ministry of Labour Welfare Department who extended their helping hands and also shared their knowledge which directly helped me to build the cognitive background of this research. My heartfelt thanks go to all the respondents for their co-operation during the fieldwork.

I offer my deep sense of respect and gratitude to my father Sri Jyotish Ch. Karmakar and my mother Smt. Rita Karmakar whose support, love, inspiration, blessings and affections encouraged me to complete this work.


My endeavour would remain incomplete without acknowledging my elder sister, Mrs. Preeti Karmakar who actually desired to see me here today and I am also thankful to her husband Mr. Biswajit Datta for his endless support and motivation for this work.

I wish my sincere gratitude to Dr. Punama Sen, Guest Faculty of Geography and Applied Geography, University of North Bengal, Jalpaiguri campus for all her sorts, support and valuable suggestions to complete the work.

I would also like to thank Arjun Saha, Tapan Debnath, Golap Hussain, Kunal Chakrabarty, Mousumi Paul and all other co-research scholars of the department of Geography & Applied

Geography for their help and suggestions during the research work and special thanks goes to dear Barnali Biswas and Tanusree Sikdar for extending their helping hands during the work.

Last but not the least I would like to thank my friend Sebak for his endless support and encouragement to complete the work.

  
19.12.2023

**Sangita Karmakar**

**Department of Geography & Applied Geography  
University of North Bengal**

## LIST OF TABLES

<b>Table No.</b>	<b>Title</b>	<b>Page No.</b>
Table 1.1	List of Variables for Multiple Linear Regression .....	9
Table 1.2	List of Variables for Binary Logistics Regression.....	10
Table 1.3	List of Indicators for Livelihood Security Index .....	12
Table 2.1	Month-wise distribution of rainfall and temperature .....	27
Table 2.2	Rural-urban Distribution of Population .....	28
Table 2.3	Decadal Growth Rate (Rural-Urban wise).....	29
Table 2.4	Sex ratio of Koch Bihar District .....	29
Table 2.5	Density of population.....	30
Table 2.6	Women Work Participation Rate in Koch Bihar District & West Bengal.....	31
Table 2.7	Block-wise Distribution of Female Household Industry Workers.....	32
Table 2.8.0	Demographic Features of Tufanganj Subdivision .....	33
Table 2.8	Sex Ratio in Tufanganj Subdivision .....	34
Table 2.9	Literacy Rate & Disparity in Literacy in Tufanganj Subdivision .....	36
Table 2.10	Work Participation Rate & Disparity in Tufanganj Subdivision .....	37
Table 2.11	Occupational Structure in Tufanganj Subdivision.....	39
Table 2.12	Concentration of Household Industry Workers in Tufanganj Subdivision.....	40
Table 3.1	Trends of Employment in Beedi Industry in India .....	51
Table 3.2	State Wise Number of Beedi Workers in India.....	52
Table 3.3	District-wise Number of Beedi Workers in West Bengal.....	53
Table 3.4	Male-Female Distribution of Beedi Workers in West Bengal (2014) .....	54
Table 4.1	Rural Urban Distribution of Workers by Age.....	59
Table 4.1.1	Age Structure of Workers in Tufanganj Subdivision.....	60
Table 4.2	Rural-Urban Distribution of Workers by Caste Composition .....	61
Table 4.2.1	Caste Composition of Workers in Tufanganj Subdivision .....	61
Table 4.3	Rural-Urban Distribution of Workers by Religion .....	62
Table 4.3.1	Religious Structure of Workers in Tufanganj Subdivision.....	62
Table 4.4	Rural-Urban Distribution of Workers by Literacy Rate .....	63
Table 4.4.1	Literacy Rate of Workers in Tufanganj Subdivision .....	63
Table 4.5	Rural-Urban distribution of Workers by Marital Status .....	64
Table 4.5.1	Marital Status of Workers in Tufanganj Subdivision .....	65
Table 4.6	Rural-Urban Distribution of Workers by Age at Marriage.....	66

Table 4.6.1	Age at Marriage of Workers in Tufanganj Subdivision.....	66
Table 4.7	Rural-Urban Distribution of Workers by Preference of Child.....	67
Table 4.7.1	Preference of Child among Workers in Tufanganj Subdivision .....	67
Table 4.8	Rural-Urban Distribution of Households by Headship of Family .....	68
Table 4.8.1	Headship of Households in Tufanganj Subdivision.....	68
Table 4.9	Rural-Urban Distribution of Households by Family Size.....	69
Table 4.9.1	Family Size of Households in Tufanganj Subdivision.....	69
Table 4.10	Rural-Urban Distribution of Households by Highest Educational Attainment .....	70
Table 4.10.1	Highest Educational Attainment of Households in Tufanganj Subdivision .....	71
Table 4.11	Rural-Urban Distribution of Households by Schooling of Children .....	72
Table 4.11.1	Schooling of Children of Households in Tufanganj Subdivision .....	72
Table 4.12	Rural-Urban Distribution of Households by Access to School .....	73
Table 4.12.1	Access to School in Tufanganj Subdivision .....	73
Table 4.13	Rural-Urban Distribution of Households by Ownership of House.....	74
Table 4.13.1	Ownership of House in Tufanganj Subdivision.....	74
Table 4.14	Rural-Urban Distribution of Households by Govt Housing Facility Opted .....	75
Table 4.14.1	Govt Housing Facility Opted by Households in Tufanganj Subdivision.....	75
Table 4.15	Rural-Urban Distribution of Households by House Types.....	76
Table 4.15.1	House Types in Tufanganj Subdivision.....	77
Table 4.16	Rural-Urban Distribution of Households by Wall Types .....	78
Table 4.16.1	Types of Wall in Tufanganj Subdivision .....	78
Table 4.17	Rural-Urban Distribution of Households by Floor Type .....	79
Table 4.17.1	Types of Floor in Tufanganj Subdivision .....	80
Table 4.18	Rural-Urban Distribution of Households by No. of Rooms .....	81
Table 4.18.1	No. of Rooms in Tufanganj Subdivision .....	81
Table 4.19	Rural-Urban Distribution of Households by Homestead Area .....	82
Table 4.19.1	Homestead Area in Tufanganj Subdivision .....	82
Table 4.20	Rural-Urban Distribution of Households by Presence of Separate Kitchen .....	83
Table 4.20.1	Presence of Separate Kitchen in Tufanganj Subdivision .....	83
Table 4.21	Rural-Urban Distribution of Households by Kitchen Types .....	84
Table 4.21.1	Types of Kitchen in Tufanganj Subdivision .....	85
Table 4.22	Rural-Urban Distribution of Households by Use of Cooking Fuel .....	86
Table 4.22.1	Use of Cooking Fuel in Tufanganj Subdivision.....	86
Table.4.23	Rural-Urban Distribution of Households by Electricity Connection.....	87

Table 4.23.1	Electricity Connection in Tufanganj Subdivision.....	88
Table 4.24	Rural-Urban Distribution of Households by Alternate Source of Lighting.....	88
Table 4.24.1	Alternate Source of Lighting in Tufanganj Subdivision.....	89
Table 4.25	Rural-Urban Distribution of Households by Types of Ration Card.....	91
Table 4.25.1	Types of Ration Card in Tufanganj Subdivision.....	91
Table 4.26	Rural-Urban Distribution of Households by Household Amenities.....	92
Table 4.27	Rural-Urban Distribution of Households by Types of Sanitation Facilities.....	93
Table 4.27.1	Types of Sanitation Facilities in Tufanganj Subdivision.....	94
Table 4.28	Rural-Urban Distribution of Households by Types of Drainage Facilities Available.....	95
Table 4.28.1	Types of Drainage Facilities Available in Tufanganj Subdivision.....	95
Table 4.29	Rural-Urban Distribution of Households by Place for Waste Disposal.....	96
Table 4.29.1	Place of Waste Disposal in Tufanganj Subdivision.....	97
Table 4.30	Rural-Urban Distribution of Households by Drinking Water Supply in House.....	98
Table 4.30.1	Drinking Water Supply in Households in Tufanganj Subdivision.....	98
Table 4.31	Rural-Urban Distribution of Households by Source of Drinking Water.....	99
Table 4.31.1	Source of Drinking Water in Households in Tufanganj Subdivision.....	99
Table 4.32	Rural-Urban Distribution of Households by Distance of Drinking Water.....	100
Table 4.32.1	Distance of Drinking Water in Tufanganj Subdivision.....	101
Table 4.33	Rural-Urban Distribution of Households by Occupation of Household Heads.....	102
Table 4.33.1	Occupation of Household Heads in Tufanganj Subdivision.....	103
Table 4.34	Rural-Urban Distribution of Households by Monthly Income.....	103
Table 4.34.1	Monthly Income of Beedi Worker Households in Tufanganj Subdivision.....	104
Table 4.35	Rural-Urban Distribution of Households by Nature of Employment.....	105
Table 4.36	Rural-Urban of Distribution of Workers by Modes of Material Supply.....	106
Table 4.36.1	Modes of Material Supply in Tufanganj Subdivision.....	106
Table 4.37	Rural-Urban Distribution of Workers by Working Hours.....	107
Table 4.37.1	Working Hours of Beedi Workers in Tufanganj Subdivision.....	108
Table 4.38	Rural-Urban Distribution of Workers by Wage Rate.....	108
Table 4.38.1	Wage Rate of Beedi Workers in Tufanganj Subdivision.....	109
Table 4.39	Rural-Urban Distribution of Workers by Modes of Wage Payment.....	110
Table 4.39.1	Modes of Wage Payment in Tufanganj Subdivision.....	110
Table 4.40	Rural-Urban Distribution of Workers by Job Offered.....	111

Table 4.40.1	Distribution of Workers by Job Offered in Tufanganj Subdivision.....	112
Table 4.41	Rural-Urban Distribution of Workers by No. of Factory they Supply Beedi .....	112
Table 4.41.1	No. of Factory Workers Supply Beedi in Tufanganj Subdivision .....	113
Table 4.42	Rural-Urban Distribution of Workers by No. of Beedi Rolled Per Day .....	114
Table 4.42.1	No. of Beedi Rolled Per Day by Workers in Tufanganj Subdivision .....	114
Table 4.43	Rural-Urban Distribution of Workers by Experience in Years.....	115
Table 4.43.1	Experience of Workers in Tufanganj Subdivision.....	115
Table 4.44	Rural-Urban Distribution of Workers by Reasons of Beedi Rolling .....	116
Table 4.44.1	Reasons of Beedi Rolling in Tufanganj Subdivision .....	117
Table 4.45	Rural-Urban Distribution of Households by Place of Beedi Rolling.....	118
Table 4.45.1	Place of Beedi Rolling in Tufanganj Subdivision.....	119
Table 4.46	Rural-Urban Distribution of Workers by Practice of Rolling Beedi.....	119
Table 4.46.1	Practice of Rolling Beedi in Tufanganj Subdivision .....	120
Table 4.47	Rural-Urban Distribution of Workers by Payment Cut .....	121
Table 4.47.1	Payment Cuts in Tufanganj Subdivision.....	121
Table 4.48	Rural-Urban Distribution of Workers by Causes of Payment Cuts .....	122
Table 4.48.1	Causes of Payment Cuts in Tufanganj Subdivision .....	122
Table 4.49	Rural-Urban Distribution of Workers by Harassment Faced by Middlemen .....	123
Table 4.50	Rural-Urban Distribution on Workers by Types of Exploitation .....	124
Table 4.50.1	Types of Exploitation Faced by Workers in Tufanganj Subdivision.....	124
Table 4.51	Rural-Urban Distribution of Workers by Monthly Income .....	125
Table 4.51.1	Monthly Income of Beedi Workers in Tufanganj Subdivision.....	126
Table 4.52	Model Summary of Multiple Linear Regression .....	127
Table 4.52.a.	Anova Table.....	127
Table 4.52.b.	Multiple Linear Regression Model Showing the Factors Determining the Monthly Income of Women Beedi Workers.....	128
Table 4.53	Model Summary of Linear Regression .....	129
Table 4.53.a.	Anova Table.....	129
Table 4.53.b.	Regression Coefficient Showing the Effect of Monthly Income of Women Beedi Workers on Household Income .....	129
Table 4.54	Rural-Urban Distribution of Workers by Indebtedness .....	130
Table 4.54.1	Indebtedness among the Workers in Tufanganj Subdivision.....	130
Table 4.55	Rural-Urban Distribution of Workers by Indebt Amount.....	131
Table 4.55.1	Indebt Amount among Workers in Tufanganj Subdivision .....	132

Table 4.56	Rural-Urban Distribution of Workers by Amount Borrowed From .....	132
Table 4.56.1	Amount Borrowed in Tufanganj Subdivision.....	133
Table 4.57	Rural-Urban Distribution of Workers by Purpose of Borrowing.....	134
Table 4.57.1	Purpose of Borrowing in Tufanganj Subdivision .....	135
Table 4.58	Rural-Urban Distribution of Workers by Nature of Spending Money .....	135
Table 4.59	Rural-Urban Distribution of Workers by Interference of Family Members in Spending Money .....	136
Table 4.59.1	Interference of Family Members in spending Money in Tufanganj Subdivision .....	137
Table 4.60	Rural-Urban Distribution of Households by Family Decisions Taken By .....	138
Table 4.60.1	Family Decisions Taken in Tufanganj Subdivision.....	138
Table 4.61	Rural-Urban Distribution of Households by Access to Banking Services .....	139
Table 4.61.1	Access to Banking Services in Tufanganj Subdivision .....	139
Table 4.62	Rural-Urban Distribution Households by Savings.....	140
Table 4.62.1	Savings in Tufanganj Subdivision .....	141
Table 4.63	Rural-Urban Distribution of Households by Preferred Mode of Savings.....	142
Table 4.63.1	Preferred Mode of Savings in Tufanganj Subdivision.....	142
Table 4.64	Rural-Urban Distribution of Households by Engagement of Children in Beedi Industry.....	144
Table 4.64.1	Engagement of Children in Beedi Industry in Tufanganj Subdivision.....	144
Table 4.65	Rural-Urban Distribution of Households by Factors behind Children's Engagement in Beedi Industry.....	145
Table 4.66	Rural-Urban Distribution of Households by Views of Parents on Children Involvement in Beedi Industry.....	146
Table 4.66.1	Views of Parents on Children Involvement in Beedi Industry in Tufanganj Subdivision .....	147
Table 4.67	Rural-Urban Distribution of Workers by Participation in Trade Unions Activity .....	148
Table 4.68	Rural-Urban Distribution of Workers by Affiliation of Any Organization .....	149
Table 4.69	Percentage Distribution of Worker by Number of Child Birth with Level of Literacy .....	149
Table 4.69.a	Chi-Square Test .....	150
Table 4.70	Model Summary of Binary Logistic Model.....	151
Table 4.70.a	Hosmer and Lemeshow Test.....	152
Table 4.70.b	Binary Logistic Model Showing the Factors Associated with Family Decision Making.....	152

Table 4.71	List of Variables and their Categories .....	154
Table 4.71a	Association between Monthly Household Income and Socio-Economic Conditions of Women Beedi Workers .....	156
Table 4.72	Gini Coefficient Value (Rural-Urban) .....	159
Table 4.73	Economic Security Index .....	160
Table 4.73.1	Rural-Urban Distribution of Households by Economic Security Index .....	161
Table 4.74	Education Security Index .....	162
Table 4.74.1	Rural-Urban Distribution of Households by Education Security Index .....	162
Table 4.75	Habitat Security Index .....	163
Table 4.75.1	Rural-Urban Distribution of Households by Habitat Security Index .....	164
Table 4.76	Food Security Index .....	165
Table 4.76.1	Rural-Urban Distribution of Households by Food Security Index .....	165
Table 4.77	Health security Index .....	166
Table 4.77.1	Rural-Urban Distribution of Households by Health Security Index .....	166
Table 4.78	Social security Index .....	167
Table 4.78.1	Rural-Urban Distribution of Households by Social Security Index .....	167
Table 4.79	Livelihood Security Index .....	168
Table 4.79.1	Rural-Urban Distribution of Households by Livelihood Security Index .....	169
Table 5.a	Classification of Health Problems among Women Beedi Workers .....	172
Table 5.1	Rural-Urban Distribution of Workers by Health Problems .....	173
Table 5.2	Rural-Urban Distribution of Workers by Psychological Problems .....	174
Table 5.3	Rural-Urban Distribution of Households by Modes of Treatment .....	175
Table 5.3.1	Modes of Treatment in Tufanganj Subdivision .....	176
Table 5.4	Rural-Urban Distribution of Households by Sources of Treatment .....	176
Table 5.4.1	Sources of Treatment of Households in Tufanganj Subdivision .....	177
Table 5.5	Rural-Urban Distribution of Households by Presence of Dispensary .....	178
Table 5.6	Rural-Urban Distribution of Households by Access to Health Care Centres .....	178
Table 5.6.1	Access to Health Care Centres in Tufanganj Subdivision .....	179
Table 5.7	Rural-Urban Distribution of Workers by Place of Delivery .....	180
Table 5.7.1	Place of Delivery in Tufanganj Subdivision .....	180
Table 5.8	Rural-Urban Distribution of Workers by Family Planning Measures Taken .....	181
Table 5.8.1	Family Planning Measures Taken in Tufanganj Subdivision .....	181
Table 5.9	Rural-Urban Distribution of Workers by Maternity Benefits Received .....	183
Table 5.9.1	Maternity Benefits Received in Tufanganj Subdivision .....	183

Table 5.10	Rural-Urban Distribution of Workers by Availability of Govt Health Card .....	184
Table 5.10.1	Availability of Govt Health Card in Tufanganj Subdivision .....	184
Table 5.11	Rural-Urban Distribution of Workers by Frequency of Illness .....	185
Table 5.11.1	Frequency of Illness among Workers in Tufanganj Subdivision.....	185
Table 5.12	Rural-Urban Distribution of Workers by Constraints Faced .....	186
Table 5.12.1	Constraints Faced by Workers in Tufanganj Subdivision .....	187
Table 5.13	Rural-Urban Distribution of Workers by Status of Immediate Treatment .....	188
Table 5.13.1	Status of Immediate Treatment in Tufanganj Subdivision .....	188
Table 5.14	Rural-Urban Distribution of Workers by Nature of Addiction.....	189
Table 5.14.1	Nature of Addiction among Workers in Tufanganj Subdivision .....	189
Table 5.15	Rural-Urban Distribution of Workers by Source of Money for Treatment .....	190
Table 5.15.1	Source of Money for Treatment of Workers in Tufanganj Subdivision.....	191
Table 5.16	Rural-Urban Distribution of Workers by Maintenance of Hygiene.....	191
Table 5.17	Description of Health Condition of Women Beedi Workers.....	193
Table 5.17.a	Percentage Distribution of Workers by Health Condition with Hours of Beedi Rolling .....	193
Table 5.17.b	Chi-Square Test .....	194
Table 5.18	Association between Age, Work Load, Year of Service and Severity of Illness among Women Beedi Workers .....	196
Table 5.19	Cost of Illness Analysis .....	198
Table 5.19.1	Direct Medical Cost.....	199
Table 5.19.2	Direct Non-Medical Cost.....	199
Table 5.19.3	Total Indirect Cost .....	200
Table 6.1	Implementation Status of Various Welfare Schemes .....	207
Table 6.2	Level of awareness among Women Beedi Workers .....	209
Table 6.3	Association between Age, Level of Literacy, Year of Experience, Exposure to Mass Media, and Level of Awareness about Govt Schemes among the Women Beedi Workers in the Study Area.....	213
Table 7.1	Rural-Urban Distribution of Workers based on their Views Regarding Beedi Rolling Occupation .....	216
Table 7.2	KMO and Bartell's Test.....	218
Table 7.2.1	Total Variance Explained .....	218
Table 7.2.2	Rotated Component Matrix Table .....	220

## LIST OF FIGURES

<b>Fig. No.</b>	<b>Title</b>	<b>Page No.</b>
Fig 1.1	Location Map of the Study Area.....	3
Fig 1.2	Model of Sample Design .....	7
Fig 2.1	Month-Wise Distribution of Rainfall and Temperature.....	27
Fig 2.2	Rural-Urban Distribution of Population .....	28
Fig 2.3	Decadal Growth Rate (Rural-Urban) .....	29
Fig 2.4	Sex Ratio of Koch Bihar District.....	30
Fig 2.5	Density of population.....	31
Fig 2.6	Women Work Participation Rate in Koch Bihar district & West Bengal.....	31
Fig 2.7	Block-Wise Distribution of Female Household Industry Workers.....	32
Fig 2.8	Sex Ratio in Tufanganj Subdivision .....	35
Fig 2.9	Literacy Rate in Tufanganj Subdivision .....	41
Fig 2.9.1	Gender Disparity in Literacy in Tufanganj Subdivision.....	41
Fig 2.10	Work Participation Rate in Tufanganj Subdivision .....	42
Fig 2.10.1	Gender Disparity in Work Participation Rate in Tufanganj Subdivision .....	42
Fig 2.11	Occupational Structure in Tufanganj Subdivision.....	43
Fig 2.12	Concentration of Household Industry workers in Tufanganj Subdivision .....	43
Fig 3.0	Process of Beedi Making .....	48
Fig 3.1	Trends of Employment in Beedi Industry.....	51
Fig 3.2	State Wise Number of Beedi Workers in India.....	53
Fig 3.3	District Wise Number of Beedi Workers in West Bengal .....	54
Fig 3.4	Male-Female Distribution of Beedi Workers in West Bengal (2014) .....	55
Fig 4.1	Rural Urban Distribution of Workers by Age.....	60
Fig 4.1.1	Age Structure of Workers in Tufanganj Subdivision.....	60
Fig 4.2	Rural Urban Distribution of Workers by Caste Composition.....	61
Fig 4.2.1	Caste Composition of Workers in Tufanganj Subdivision .....	61
Fig 4.3	Rural Urban Distribution of Workers by Religion.....	62
Fig 4.3.1	Religious Structure of Workers in Tufanganj Subdivision.....	62
Fig 4.4	Rural Urban Distribution of Workers by Literacy Rate.....	64
Fig 4.4.1	Literacy Level of Workers in Tufanganj Subdivision .....	64
Fig 4.5	Rural Urban Distribution of Workers by Marital Status.....	65

Fig 4.5.1	Marital Status of Workers in Tufanganj Subdivision .....	65
Fig 4.6.1	Age at Marriage of Workers in Tufanganj Subdivision.....	66
Fig 4.6	Rural Urban Distribution of Workers by Age at Marriage .....	66
Fig 4.7	Rural Urban Distribution of Workers by Preference of Child .....	68
Fig 4.7.1	Preference of Child among Workers in Tufanganj Subdivision .....	68
Fig 4.8.1	Headship of Households in Tufanganj Subdivision.....	69
Fig 4.8	Rural Urban Distribution of Households by Headship of Family.....	69
Fig 4.9	Rural Urban Distribution of Households by Family Size .....	70
Fig 4.9.1	Family Size of Households in Tufanganj Subdivision.....	70
Fig 4.10	Rural Urban Distribution of Households by Educational Attainment .....	71
Fig 4.10.1	Educational Attainment of Households in Tufanganj Subdivision.....	71
Fig 4.11.1	Schooling of Children in Tufanganj Subdivision .....	72
Fig 4.11	Rural-Urban Distribution of Households by Schooling of Children .....	72
Fig 4.12.1	Access to school in Tufanganj Subdivision.....	73
Fig 4.12	Rural Urban Distribution of Households by Access to School.....	73
Fig 4.13	Rural Urban Distribution of Households by Ownership of House .....	75
Fig 4.13.1	Ownership of House in Tufanganj Subdivision.....	75
Fig 4.14.1	Govt Housing Facility Opted by Households in Tufanganj Subdivision.....	76
Fig 4.14	Rural Urban Distribution of Households by Govt Housing Facility Opted.....	76
Fig 4.15	Rural-Urban Distribution of Households by House Types .....	77
Fig 4.15.1	House Types in Tufanganj Subdivision.....	77
Fig 4.16	Rural-Urban Distribution of Households by Wall Type.....	78
Fig 4.16.a	Types of Wall.....	78
Fig 4.16.1	Types of Wall in Tufanganj Subdivision .....	79
Fig 4.17	Rural-Urban Distribution of Households by Floor Type .....	80
Fig 4.17.a	Types of Floor.....	80
Fig 4.17.1	Types of Floor in Tufanganj Subdivision .....	80
Fig 4.18	Rural-Urban Distribution of Households by No. of Rooms .....	81
Fig 4.18.1	No. of Rooms in Tufanganj Subdivision .....	81
Fig 4.19	Rural-Urban Distribution of Households by Homestead Area .....	83
Fig 4.19.1	Homestead Area in Tufanganj Subdivision .....	83
Fig 4.20.1	Presence of Separate Kitchen in Tufanganj Subdivision .....	84
Fig 4.20	Rural-Urban Distribution of Households by Presence of Separate Kitchen .....	84
Fig 4.21	Rural-Urban Distribution of Households by Kitchen Types .....	85

Fig 4.21.a	Types of Kitchen.....	85
Fig 4.21.1	Type of Kitchen in Tufanganj Subdivision.....	85
Fig 4.22	Rural-Urban Distribution of Households by Use of Cooking Fuel .....	87
Fig 4.22.1	Use of Cooking Fuel in Tufanganj Subdivision.....	87
Fig 4.23	Rural-Urban Distribution of Households by Electricity Connection.....	88
Fig 4.23.1	Electricity Connection in Tufanganj Subdivision.....	88
Fig 4.24	Types of Alternate Source of Lighting .....	89
Fig 4.24.1	Alternate Source of Lighting in Tufanganj Subdivision .....	89
Fig 4.25	Rural-Urban Distribution of Households by Types of Ration Card .....	92
Fig 4.25.1	Types of Ration Card in Tufanganj Subdivision .....	92
Fig 4.26	Rural-Urban Distribution of Households by Household Amenities .....	93
Fig 4.27	Rural-Urban Distribution of Households by Types of Sanitation Facilities .....	94
Fig 4.27.1	Types of Sanitation Facilities in Tufanganj Subdivision .....	94
Fig 4.28	Rural-Urban Distribution of Households by Types of Drainage Facilities Available.....	96
Fig 4.28.1	Types of Drainage Facilities Available in Tufanganj Subdivision .....	96
Fig 4.29	Rural-Urban Distribution of Households by Place for Waste Disposal.....	96
Fig 4.29.1	Place of Waste Disposal in Tufanganj Subdivision.....	97
Fig 4.30	Rural-Urban Distribution of Households by Drinking Water Supply in house.....	98
Fig 4.30.1	Drinking Water Supply in Households in Tufanganj Subdivision .....	98
Fig 4.31	Rural-Urban Distribution of Households by Source of Drinking Water .....	100
Fig 4.31.1	Source of Drinking Water in Households in Tufanganj Subdivision .....	100
Fig 4.32	Access to Drinking Water.....	101
Fig 4.32.1	Distance of Drinking Water in Tufanganj Subdivision .....	101
Fig 4.33	Rural-Urban Distribution of Households by Occupation of Household Heads .....	102
Fig 4.33.1	Occupation of Household Heads in Tufanganj Subdivision .....	103
Fig 4.34	Rural-Urban Distribution of Households by Monthly Income .....	105
Fig 4.34.1	Monthly Income of Beedi Worker Households in Tufanganj Subdivision.....	105
Fig 4.35	Rural-Urban Distribution of Households by Nature of Employment .....	106
Fig 4.36	Rural-Urban of Distribution of Workers by Modes of Material Supply.....	107
Fig 4.36.1	Modes of Material Supply in Tufanganj Subdivision.....	107
Fig 4.37	Rural-Urban Distribution of Workers by Working Hours .....	108
Fig 4.37.1	Working Hours of Beedi Workers in Tufanganj Subdivision.....	108

Fig 4.38	Rural-Urban Distribution of Workers by Wage Rate .....	110
Fig 4.38.1	Wage Rate of Beedi Workers in Tufanganj Subdivision .....	110
Fig 4.39	Rural-Urban Distribution of Workers by Modes of Wage Payment.....	111
Fig 4.39.1	Modes of Wage Payment in Tufanganj Subdivision .....	111
Fig 4.40	Rural-Urban Distribution of Workers by Job Offered by .....	112
Fig 4.40.1	Distribution of Workers by Job Offered by in Tufanganj Subdivision.....	112
Fig 4.41	Rural-Urban Distribution of Workers by No. of Factory they Supply Beedi .....	113
Fig 4.41.1	No. of Factory Workers Supply Beedi in Tufanganj Subdivision .....	113
Fig 4.42	Rural-Urban Distribution of Workers by No. of Beedi Rolled Per Day.....	114
Fig 4.42.1	No. of Beedi Rolled Per Day by Workers in Tufanganj Subdivision.....	114
Fig 4.43	Rural-Urban Distribution of Workers by Experience in Years.....	116
Fig 4.43.1	Experience of Workers in Tufanganj Subdivision.....	116
Fig 4.44	Rural-Urban Distribution of Workers by Reasons of Beedi Rolling .....	118
Fig 4.44.1	Reasons of Beedi Rolling in Tufanganj Subdivision .....	118
Fig 4.45	Rural-Urban Distribution of Households by Place of Beedi Rolling.....	119
Fig 4.45.1	Place of Beedi Rolling in Tufanganj Subdivision.....	119
Fig 4.46	Rural-Urban Distribution of Workers by Practice of Rolling Beedi.....	120
Fig 4.46.1	Practice of Rolling Beedi in Tufanganj Subdivision .....	120
Fig 4.47	Rural-Urban Distribution of Workers by Payment Cuts.....	121
Fig 4.48	Rural-Urban Distribution of Workers by Causes of Payment Cuts .....	123
Fig 4.48.1	Causes of Payment Cuts in Tufanganj Subdivision .....	123
Fig 4.49	Rural-Urban Distribution on Workers by Harassment Faced by Middlemen.....	123
Fig 4.50	Rural-Urban Distribution of Workers by Types of Exploitation .....	125
Fig 4.50.1	Types of Exploitation Faced by Workers in Tufanganj Subdivision.....	125
Fig 4.51	Rural-Urban Distribution on Worker by Monthly Income .....	126
Fig 4.51.1	Monthly Income of Beedi Workers in Tufanganj Subdivision.....	127
Fig 4.52	Rural-Urban Distribution of Workers by Indebtedness .....	131
Fig 4.52.1	Indebtedness among the Workers in Tufanganj Subdivision.....	131
Fig 4.53	Rural-Urban Distribution of Workers by Indebt Amount.....	131
Fig 4.53.1	In debt Amount among Workers in Tufanganj Subdivision .....	132
Fig 4.54	Rural-Urban Distribution of Workers by Amount Borrowed From .....	133
Fig 4.54.1	Amount Borrowed in Tufanganj Subdivision.....	134
Fig 4.55	Rural-Urban Distribution of Workers by Purpose of Borrowing.....	134
Fig 4.55.1	Purpose of Borrowing in Tufanganj Subdivision .....	135

Fig 4.56	Rural-Urban Distribution of Workers by Nature of Spending Money .....	136
Fig 4.57	Rural-Urban Distribution of Workers by Interference of Family Members in Spending Money .....	137
Fig 4.57.1	Interference of Family Members in spending Money in Tufanganj Subdivision .....	137
Fig 4.58	Rural-Urban Distribution of Households by Family Decisions Taken By .....	139
Fig 4.58.1	Family Decisions Taken in Tufanganj Subdivision .....	139
Fig 4.59	Rural-Urban Distribution of Households by Access to Banking Services .....	140
Fig 4.59.1	Access to Banking Services in Tufanganj Subdivision .....	140
Fig 4.60	Rural-Urban Distribution Households by Savings.....	141
Fig 4.60.1	Savings in Tufanganj Subdivision .....	141
Fig 4.61.1	Preferred Mode of Savings in Tufanganj Subdivision.....	143
Fig 4.62	Rural-Urban Distribution of Households by Engagement of Children in Beedi Industry.....	144
Fig 4.62.1	Engagement of Children in Beedi Industry in Tufanganj Subdivision.....	145
Fig 4.63	Rural-Urban Distribution of Households by Factors behind Children’s Engagement in Beedi Industry.....	146
Fig 4.64	Rural-Urban Distribution of Households by Views of Parents on Children Involvement in Beedi Industry.....	147
Fig 4.64.1	Views of Parents on Children Involvement in Beedi Industry in Tufanganj Subdivision .....	147
Fig 4.65	Rural-Urban Distribution of Workers by Participation in Trade Union Activity .....	148
Fig 4.66	Rural-Urban Distribution of Workers by Affiliation of Any Organization .....	149
Fig 4.67	Lorenz Curve Showing Income Inequality of Beedi Worker Households in Rural Area.....	159
Fig 4.68	Lorenz Curve Showing Income Inequality of Beedi Worker Households in Urban Area.....	159
Fig 4.69	Economic Security Index.....	161
Fig 4.70	Education Security Index.....	163
Fig 4.71	Habitat Security Index .....	164
Fig 4.72	Health Security Index .....	167
Fig 4.73	Livelihood Security Index.....	169
Fig 5.1	Rural-Urban Distribution of Workers by Health Problems .....	174
Fig 5.2	Rural-Urban Distribution of Workers by Psychological Problems.....	175
Fig 5.3	Rural-Urban Distribution of Households by Modes of Treatment .....	176

Fig 5.3.1	Modes of Treatment in Tufanganj Subdivision .....	176
Fig 5.4	Rural-Urban Distribution of Households by source of Treatment.....	178
Fig 5.4.1	Source of Treatment in Tufanganj Subdivision .....	178
Fig 5.5	Rural Urban Distribution of Households by Presence of Dispensary.....	178
Fig 5.6	Rural-Urban Distribution of Households by Access to Health Care .....	179
Fig 5.6.1	Access to Health Care Centres in Tufanganj Subdivision Centres .....	179
Fig 5.7	Rural-Urban Distribution of Workers by Place of Delivery .....	181
Fig 5.7.1	Place of Delivery in Tufanganj Subdivision .....	181
Fig 5.8	Rural Urban Distribution of Workers by Family Planning Measures Taken.....	182
Fig 5.8.1	Family Planning Measures Taken in Tufanganj Subdivision .....	182
Fig 5.9	Rural-Urban Distribution of Workers by Maternity Benefits Received .....	183
Fig 5.9.1	Maternity Benefits Received in Tufanganj Subdivision .....	183
Fig 5.10	Rural Urban Distribution of Households by Availability of Govt Health Cards .....	185
Fig 5.10.1	Availability of Govt Health Cards in Tufanganj Subdivision.....	185
Fig 5.11	Rural Urban Distribution of Workers by Frequency of Illness.....	186
Fig 5.11.1	Frequency of Illness among Workers in Tufanganj Subdivision.....	186
Fig 5.12	Rural-Urban Distribution of Workers by Constraints Faced by them .....	187
Fig 5.12.1	Constraints Faced by Workers in Tufanganj Subdivision .....	188
Fig 5.13	Rural-Urban Distribution of Workers by Status of Immediate Treatment .....	189
Fig 5.13.1	Status of Immediate Treatment in Tufanganj Subdivision .....	189
Fig 5.14	Rural-Urban Distribution of Workers by Nature of Addiction.....	190
Fig 5.14.1	Nature of Addiction among Workers in Tufanganj Subdivision .....	190
Fig 5.15	Rural-Urban Distribution of Workers by Source of Money for Treatment .....	191
Fig 5.15.1	Source of Money for Treatment of Workers in Tufanganj Subdivision .....	191
Fig 5.16	Rural-Urban Distribution of Workers by Maintenance of Hygiene.....	192
Fig 6.1	Implementation Status of Various Welfare Schemes .....	209

## LIST OF PLATES

<b>Plate No.</b>	<b>Title</b>	<b>Page No.</b>
Plate 1.	Dried Tendu Leaves.....	247
Plate 2.	Jardi.....	246
Plate 3.	A worker is rolling beedi .....	247
Plate 4.	Worker with ID card .....	246
Plate 5.	A group of people rolling beedi together .....	247
Plate 6.	A girl child beedi worker .....	248
Plate 7.	An elderly women beedi worker.....	247
Plate 8.	A little boy sitting with his mother .....	248
Plate 9.	Shrinking hand of worker while rolling beedi .....	248
Plate 10.	Household condition in rural area.....	248
Plate 11:	Household condition in urban area .....	247
Plate 12.	Road condition in front of the house.....	249
Plate 13.	Sanitation facility in household .....	248
Plate 14.	Source of drinking water in household .....	249
Plate 15.	Condition of kitchen in household.....	249
Plate 16.	Primary occupation of household .....	249
Plate 17.	Primary school in Tufanganj.....	250
Plate 18.	Higher secondary school in Tufanganj .....	249
Plate 19.	Govt polytechnic college in Tufanganj .....	250
Plate 20.	Govt PHC in Tufanganj .....	249
Plate 21.	Photograph during the survey .....	250