

UNIVERSITY OF NORTH BENGAL

Accredited by NAAC with Grade “A”

# JOURNAL CONTENTS

Microbiology

2020



UNIVERSITY LIBRARY

UNIVERSITY OF NORTH BENGAL

Raja Rammohunpur, P.O- North Bengal University

Dist- Darjeeling, Pin- 734013, West Bengal

## Contents

<b>Sl No.</b>	<b>Journal Title</b>	<b>Vol./Issue</b>	<b>Page no.</b>
1	Canadian Journal of Microbiology	66(1-12)	1-18

# Canadian Journal of Microbiology

26 FEB 2021



## Note of appreciation

iii-iv Note of appreciation / note de reconnaissance

## Introduction

v 2018 CSM Murray Award for Career Achievement Kari Dunfield and Christopher Yost

## Review

1-10 Fourteen steps to relevance: taking probiotics from the bench to the consumer Gregor Reid

## Minireview

11-16 Renaissance of vancomycin: approaches for breaking antibiotic resistance in multidrug-resistant bacteria Eric Mühlberg, Florian Umstätter, Christian Kleist, Cornelius Domhan, Walter Mier, and Philipp Uhl

## Articles

17-24 Specific and sensitive detection of the guava fruit anthracnose pathogen (*Colletotrichum gloeosporioides*) by loop-mediated isothermal amplification (LAMP) assay Chengzhong Lan, Jinai Yao, Xiujuan Yang, Hongchun Ruan, Deyi Yu, and Junxi Jiang

Continued on inside back cover


**Front cover:** Micrograph of moss *Hylocomium splendens* taken under UV light in an epifluorescence microscope. Colonies of filamentous cyanobacteria are visible in the axils of the moss leaves. This cohabitation is common in the Arctic and in northern regions. It is believed that cyanobacteria supply nitrogen for bryophytes in areas where they suffer from its deficit. **Image Credit:** Magdalena Turzańska



0008-4166(202001)66:1;1-V

- 25–38 Gas seepage pockmark microbiomes suggest the presence of sedimentary coal seams in the Óxarfjörður graben of northeastern Iceland  
Guðný Vala Þorsteinsdóttir, Anett Blischke, M. Auður Sigurbjörnsdóttir, Finnbogí Óskarsson, Þórarinn Sveinn Arnarson, Kristinn P. Magnússon, and Oddur Vilhelmsson
- 39–45 Production of *Brucella melitensis* Omp16 protein fused to the human interleukin 2 in *Lactococcus lactis* MG1363 toward developing a *Lactococcus*-based vaccine against brucellosis  
Marzieh Rezaei, Mohammad Rabbani Khorasgani, Sayyed Hamid Zarkesh Esfahani, Rahman Emamzadeh, and Hamid Abtahi
- 46–58 Groundwater microbial diversity and antibiotic resistance linked to human population density in Yucatan Peninsula, Mexico  
Anni Moore, Melissa Lenczewski, Rosa Maria Leal-Bautista, and Melvin Duvall
- 59–70 Effect of chemical oxygen demand load on the nitrification and microbial communities in activated sludge from an aerobic nitrifying reactor  
Dan Li, Xihong Liang, Zhengwei Li, Yao Jin, Rongqing Zhou, and Chongde Wu
- 71–85 Bacterial microbiome associated with the rhizosphere and root interior of crops in Saskatchewan, Canada  
Jorge Cordero, J. Renato de Freitas, and James J. Germida
-

# Canadian Journal of **Microbiology**



26 FEB 2021

## Review

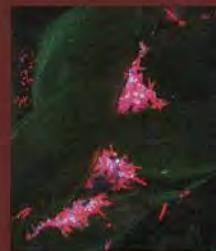
- 87-98 Zika virus: an emerging challenge to public health worldwide  
Vikrant Sharma, Manisha Sharma, Divya Dhull, Yashika Sharma, Sulochana Kaushik, and Samander Kaushik

## Articles

- 99-110 Whole genome sequencing to study the phylogenetic structure of serotype a *Haemophilus influenzae* recovered from patients in Canada  
Raymond S.W. Tsang, Michelle Shuel, Tauqeer Ahmad, Kristy Hayden, Natalie Knox, Gary Van Domselaar, Linda Hoang, Gregory J. Tyrrell, Jessica Minion, Paul Van Caesele, Julianne V. Kus, Marina Ulanova, Brigitte Lefebvre, David Haldane, Richard Garceau, Greg German, George Zahariadis, Brendan Hanley, Kami Kandola, and Michael Patterson
- 111-124 Combined effects of rhizo-competitive rhizosphere and non-rhizosphere *Bacillus* in plant growth promotion and yield improvement of *Eleusine coracana* (Ragi)  
Shrivardhan Dheeman, Nitin Baliyan, Ramesh Chandra Dubey, Dinesh Kumar Maheshwari, Sandeep Kumar, and Lei Chen
- 125-137 Antimicrobial capacity of ultrasound and ozone for enhancing bacterial safety on inoculated shredded green cabbage (*Brassica oleracea* var. *capitata*)  
Mamadou Bado Traore, Aidong Sun, Zhilin Gan, Hamidou Senou, Jacques Togo, and Kankou Hadia Fofana

Continued on inside back cover

**Front cover:** Micrograph of moss *Hylocomium splendens* taken under UV light in an epifluorescence microscope. Colonies of filamentous cyanobacteria are visible in the axils of the moss leaves. This cohabitation is common in the Arctic and in northern regions. It is believed that cyanobacteria supply nitrogen for bryophytes in areas where they suffer from its deficit. **Image Credit:** Magdalena Turzańska.



- 138-143      Detection of canine parvovirus types 2b and 2c in canine faecal samples contaminating urban thoroughfares in Brazil
- 144-160      Isolation and identification of salt-tolerant plant-growth-promoting rhizobacteria and their application for rice cultivation under salt stress
- 161-168      Mode of action of nisin on *Escherichia coli*
- Izabel Carolina Vargas Pinto Gogone, Flavia Regina Oliveira de Barros, Flavia Possatti, Amauri Alcindo Alfieri, and Elisabete Takiuchi
- Shahnaz Sultana, Sumonta C. Paul, Samia Parveen, Saiful Alam, Naziza Rahman, Bushra Jannat, Sirajul Hoque, Mohammad Tariqur Rahman, and Muhammad Manjurul Karim
- Imelda J. Galván Márquez, Bruce McKay, Alex Wong, James J. Cheetham, Cody Bean, Ashkan Golshani, and Myron L. Smith
- 
- Retraction**
- 169      Retraction: Analysis of antimicrobial silver nanoparticles synthesized by coastal strains of *Escherichia coli* and *Aspergillus niger*
- Kandasamy Kathiresan, Nabeel M. Alikunhi, SriMahibala Pathmanaban, Asmathunisha Nabikhan, and Saravanakumar Kandasamy
-

# Canadian Journal of **Microbiology**


26 FEB 2021

## In Memoriam

iii-iv

In Memoriam: Victims of Flight PS752

James J. Germida and Suzanne Kettley



## Articles

171-185

Persistent contamination of *Salmonella*, *Campylobacter*, *Escherichia coli*, and *Staphylococcus aureus* at a broiler farm in New Zealand

Kristine Castañeda-Gulla, Evelyn Sattlegger, and Anthony N. Mutukumira

186-193

Effect of common bean seed exudates on growth, lipopolysaccharide production, and lipopolysaccharide transport gene expression of *Rhizobium anhuiense*

Quanju Xiang, Jie Wang, Peng Qin, Bilal Adil, Kaiwei Xu, Yunfu Gu, Xiumei Yu, Ke Zhao, Xiaoping Zhang, Menggen Ma, Qiang Chen, Xiaoqiong Chen, and Yanhong Yan

194-205

Changes in structure and function of bacterial and fungal communities in open composting of Chinese herb residues

Fan Chang, Fengan Jia, Rui Lv, Lisha Zhen, Yan Li, and Yan Wang

206-213

*Acinetobacter baumannii* detected on modified charcoal-cefoperazone-deoxycholate agar in a waste stabilization pond

Maxim Sheludchenko, Anna Padovan, Mohammad Katouli, and Helen Stratton

214-227

*Paenibacillus polymyxa* biofertilizer application in a tea plantation reduces soil N<sub>2</sub>O by changing denitrifier communities

Sining Zhou, Xiangui Zeng, Zhe Xu, Zhihui Bai, Shengming Xu, Cancan Jiang, Guoqiang Zhuang, and Shengjun Xu

Continued on inside back cover

**Front cover:** Micrograph of moss *Hylocomium splendens* taken under UV light in an epifluorescence microscope. Colonies of filamentous cyanobacteria are visible in the axils of the moss leaves. This cohabitation is common in the Arctic and in northern regions. It is believed that cyanobacteria supply nitrogen for bryophytes in areas where they suffer from its deficit. **Image Credit:** Magdalena Turzańska.



0008-4166(202003)66:3;1-N

Contents (concluded)

- 228-242 Diversity and space-time dynamics of the bacterial communities in cotton (*Gossypium hirsutum*) rhizosphere soil  
YingWu Shi, HongMei Yang, Ming Chu, XinXiang Niu, XiangDong Huo, Yan Gao, Jun Zeng, Qing Lin, Tao Zhang, YuGuo Li, KuEr Outi, Kai Lou, XueYan Li, WenFang Dang, and Tao Zhang
- 243-255 Production of prodigiosin pigment by *Serratia marcescens* is negatively associated with cellular ATP levels during high-rate, low-cell-density growth  
Pryce L. Haddix and Robert M.Q. Shanks
- 
- Note**
- 256-262 Changes in polyhydroxyalkanoate granule accumulation make optical density measurement an unreliable method for estimating bacterial growth in *Burkholderia thailandensis*  
Sarah Martinez and Eric Déziel
-

# Canadian Journal of Microbiology

26 FEB 2021



## Articles

- |         |   |   |
|---------|---|---|
| 263–273 | Biological H <sub>2</sub> and CO oxidation activities are sensitive to compositional change of soil microbial communities   | Julien Saavedra-Lavoie, Anne de la Porte, Sarah Piché-Choquette, Claude Guertin, and Philippe Constant              |
| 274–287 | Identification and characterization of the glycoside hydrolase family 18 genes from the entomopathogenic fungus <i>Isaria cicadae</i> genome                      | Yao Peng, Lifang Wang, Yan Gao, Liang Ye, Huihui Xu, Shuangjiao Li, Junqi Jiang, Guiting Li, and Xiangli Dang       |
| 288–302 | Application of culturomics to characterize diverse anaerobic bacteria from the gastrointestinal tract of broiler chickens in relation to environmental reservoirs | Paul E. Moote, Sarah J.M. Zaytsoff, Rodrigo Ortega Polo, D. Wade Abbott, Richard R.E. Uwiera, and G. Douglas Inglis |
| 303–312 | The complex multicellular morphology of the food spoilage bacteria <i>Brochothrix thermosphacta</i> strains isolated from ground chicken                          | Chin-Yi Chen, Ly-Huong T. Nguyen, George C. Paoli, and Peter L. Irwin   |
| 313–327 | FtsA G50E mutant suppresses the essential requirement for FtsK during bacterial cell division in <i>Escherichia coli</i>  | Alison M. Berezuk, Elyse J. Roach, Laura Seidel, Reggie Y. Lo, and Cezar M. Khursigara                              |
| 328–336 | Biofilm formation by South African non-O157 Shiga toxigenic <i>Escherichia coli</i> on stainless steel coupons  | Emmanuel W. Bumunang, Collins N. Ateba, Kim Stanford, Tim A. McAllister, and Yan D. Niu                             |

**Front cover:** Micrograph of moss *Hylacomium splendens* taken under UV light in an epifluorescence microscope. Colonies of filamentous cyanobacteria are visible in the axils of the moss leaves. This cohabitation is common in the Arctic and in northern regions. It is believed that cyanobacteria supply nitrogen for bryophytes in areas where they suffer from its deficit. **Image Credit:** Magdalena Turzańska.



# Canadian Journal of Microbiology

26 FEB 2021

## Review

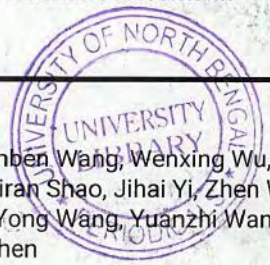
337–350 Evaluating the risks associated with Shiga-toxin-producing *Escherichia coli* (STEC) in private well waters in Canada  
Colin Reynolds, Sylvia Checkley, Linda Chui, Simon Otto, and Norman F. Neumann

## Articles

351–358 Insights into *irr* and *rirA* gene regulation on the virulence of *Brucella melitensis* M5-90  
Huan Zhang, Benben Wang, Wenxing Wu, Xiaoyu Deng, Zhiran Shao, Jihai Yi, Zhen Wang, Ningning Yang, Yong Wang, Yuanzhi Wang, and Chuangfu Chen

359–367 Rhizospheric soil fungal community patterns of *Duchesnea indica* in response to altitude gradient in Yunnan, southwest China  
Arslan Jamil, Jun-Yu Yang, Dai-Fa Su, Jiang-Yun Tong, Shan-Yan Chen, Zhi-Wei Luo, Xue-Mei Shen, Shi-Jie Wei, and Xiao-Long Cui

368–376 Preliminary screening of rhizobacteria for biocontrol of little seed canary grass (*Phalaris minor* Retz.) and wild oat (*Avena fatua* L.) in wheat  
Abubakar Dar, Zahir Ahmad Zahir, Hafiz Naeem Asghar, and Rashid Ahmad



**Front cover:** Micrograph of moss *Hylocomium splendens* taken under UV light in an epifluorescence microscope. Colonies of filamentous cyanobacteria are visible in the axils of the moss leaves. This cohabitation is common in the Arctic and in northern regions. It is believed that cyanobacteria supply nitrogen for bryophytes in areas where they suffer from its deficit. **Image Credit:** Magdalena Turzańska.



# Canadian Journal of Microbiology



26 FEB 2021

## Review

377–388

The yeast, the antifungal, and the wardrobe:  
a journey into antifungal resistance mechanisms  
of *Candida tropicalis*

Jonathas Sales de Oliveira, Vandbergue Santos Pereira,  
Débora de Souza Collares Maia Castelo-Branco,  
Rossana de Aguiar Cordeiro, José Júlio Costa Sidrim,  
Raimunda Sâmia Nogueira Brilhante,  
and Marcos Fábio Gadelha Rocha

## Articles

389–399

Antibacterial and antibiofilm effects of  
 $\alpha$ -humulene against *Bacteroides fragilis*

Hye-In Jang, Ki-Jong Rhee, and Yong-Bin Eom

401–412

Isolation of *Bacillus subtilis* strain SEM-2 from  
silkworm excrement and characterisation of its  
antagonistic effect against *Fusarium* spp.

Qingrong Li, Sentai Liao, Junhong Wei, Dongxu Xing,  
Yang Xiao, and Qiong Yang

**Front cover:** Micrograph of moss *Hylocomium splendens* taken under UV light in an epifluorescence microscope. Colonies of filamentous cyanobacteria are visible in the axils of the moss leaves. This cohabitation is common in the Arctic and in northern regions. It is believed that cyanobacteria supply nitrogen for bryophytes in areas where they suffer from its deficit. **Image Credit:** Magdalena Turzańska.




# Canadian Journal of Microbiology

26 FEB 2021

## Review

413–433 It takes three to tango: the importance of microbes, host plant, and soil management to elucidate manipulation strategies for the plant microbiome

Micaela Tosi, Eduardo Kovalski Mitter, Jonathan Gaiero, and Kari Dunfield



## Article

435–445 Cytosolic mtDNA released from pneumolysin-damaged mitochondria triggers IFN- $\beta$  production in epithelial cells

Yuting Fang, Xuemei Zhang, Chang Lu, Yibing Yin, Xuexue Hu, Wenchun Xu, Yusi Liu, and Hong Wang

## Note

447–454 Close-up on a bacterial informational war in the geocaulosphere

Andrea Chane, Yvann Bourigault, Mathilde Bouteiller, Yoan Konto-Ghiorghi, Annabelle Merieau, Corinne Barbey, and Xavier Latour

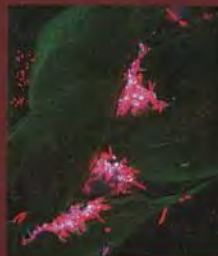
## Corrections

455 Correction: Isolation and characterization of bacteriophages from India, with lytic activity against *Mycobacterium tuberculosis*

Urmi Bajpai, Abhishek Kumar Mehta, Kandasamy Eniyan, Avni Sinha, Ankita Ray, Simran Virdi, Shazeb Ahmad, Aridni Shah, Deepanksha Arora, Devyani Marwaha, Gunjan Chauhan, Prarthna Saraswat, Punita Bathla, and Ruchi Singh

Continued on inside back cover

**Front cover:** Micrograph of moss *Hylocomium splendens* taken under UV light in an epifluorescence microscope. Colonies of filamentous cyanobacteria are visible in the axils of the moss leaves. This cohabitation is common in the Arctic and in northern regions. It is believed that cyanobacteria supply nitrogen for bryophytes in areas where they suffer from its deficit. **Image Credit:** Magdalena Turzańska.



Contents (concluded)

456

Correction: Microbial diversity and community structure in agricultural soils suffering from 4 years of Pb contamination

Fengqiu An, Zhan Diao, and Jialong Lv

---

# Canadian Journal of Microbiology



26 FEB 2021

---

## Articles

457-473

Corn microbial diversity and its relationship to yield

Shimaila Ali, Soledad Saldias, Nimalka Weerasuriya, Kristen Delaney, Saveetha Kandasamy, and George Lazarovits

475-489

Effects of bioporous carriers on the performance and microbial community structure in side-stream anaerobic membrane bioreactors

Bin Zhang, Jiao Yue, Yu Guo, Taixin Liu, Min Zhou, Ying Yang, Jiaxu Wu, Yang Zeng, and Xinqiang Ning

---

## Note

491-494

Towards safer stable isotope probing – effect of formamide on the separation of isotope-labeled and unlabeled *Escherichia coli* RNA by isopycnic density ultracentrifugation

Severin Weis, Sylvia Schnell, and Markus Egert

---

**Front cover:** Micrograph of moss *Hylocomium splendens* taken under UV light in an epifluorescence microscope. Colonies of filamentous cyanobacteria are visible in the axils of the moss leaves. This cohabitation is common in the Arctic and in northern regions. It is believed that cyanobacteria supply nitrogen for bryophytes in areas where they suffer from its deficit. **Image Credit:** Magdalena Turzańska.



# Canadian Journal of Microbiology

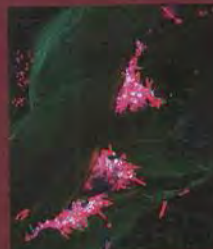
26 FEB 2021




## Articles

- 495–504 Co-occurrence patterns among prokaryotes across an age gradient in pit mud of Chinese strong-flavor liquor  
Yan Zheng, Xiaolong Hu, Zhongjun Jia, Paul L.E. Bodelier, Zhiying Guo, Yong Zhang, Fangli Li, and Peixin He
- 505–520 Biological characteristics and whole-genome analysis of the *Enterococcus faecalis* phage PEF771  
Yingying Xiang, Wenyu Li, Fei Song, Xianghong Yang, Jing Zhou, Hongbin Yu, Xiuling Ji, and Yunlin Wei
- 521–528 Codon usage bias affects  $\alpha$ -amylase mRNA level by altering RNA stability and cytosine methylation patterns in *Escherichia coli*  
Yanzi Xing, Ruiqing Gong, Yichun Xu, Kunshan Liu, and Mian Zhou
- 529–534 Structural analysis of the lipopolysaccharide O-antigen from *Fusobacterium nucleatum* strain CC 7/3 JVN3 C1 and development of a mouse monoclonal antibody specific to the O-antigen  
Chantelle M. Cairns, Frank St. Michael, Perry Fleming, Evgeny V. Vinogradov, and Andrew D. Cox

**Front cover:** Micrograph of moss *Hylocomium splendens* taken under UV light in an epifluorescence microscope. Colonies of filamentous cyanobacteria are visible in the axils of the moss leaves. This cohabitation is common in the Arctic and in northern regions. It is believed that cyanobacteria supply nitrogen for bryophytes in areas where they suffer from its deficit. **Image Credit:** Magdalena Turzańska.



# Canadian Journal of Microbiology



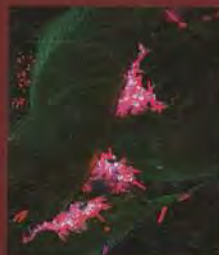
26 FEB 2021

## Articles

- 535–548 Proteomic analysis of the inhibitory effect of the butanolic fraction of *Jacquinia macrocarpa* on *Fusarium verticillioides*  
Daniel F. Valenzuela-Cota, Martha B. Morales-Amparano, Maribel Plascencia-Jatomea, Oliviert Martínez-Cruz, Francisca Hernández-García, Luz Vázquez-Moreno, Ema C. Rosas-Burgos, and José Á. Huerta-Ocampo
- 549–561 Impact of liquid hog manure applications on antibiotic resistance genes concentration in soil and drainage water in field crops  
Élodie Larouche, Mylène Généreux, Marie-Ève Tremblay, Mohamed Rhouma, Marc-Olivier Gasser, Sylvain Quessy, and Caroline Côté
- 562–575 Organic acids and root exudates of *Brachypodium distachyon*: effects on chemotaxis and biofilm formation of endophytic bacteria  
Dina Saleh, Meha Sharma, Philippe Seguin, and Suha Jabaji
- 576–585 Administration of *Enterococcus faecium* HS-08 increases intestinal acetate and induces immunoglobulin A secretion in mice  
Saki Fujita, Yasunori Baba, Yukari Nakashima, Yasuki Higashimura, Kenji Yamamoto, Chiaki Matsuzaki, and Minoru Kawagishi
- 586–592 Occurrence of *Aspergillus niger* strains on a polychrome cotton painting and their elimination by anoxic treatment  
Douglas Boniek, Luciana Bonadio, Quésia Souza Damaceno, Antônio Fernando Batista dos Santos, and Maria Aparecida de Resende Stoianoff

Continued on inside back cover

**Front cover:** Micrograph of moss *Hylocomium splendens* taken under UV light in an epifluorescence microscope. Colonies of filamentous cyanobacteria are visible in the axils of the moss leaves. This cohabitation is common in the Arctic and in northern regions. It is believed that cyanobacteria supply nitrogen for bryophytes in areas where they suffer from its deficit. **Image Credit:** Magdalena Turzańska.



---

**Note**

- 593–599 Volatile organic compounds kill the white-nose syndrome fungus, *Pseudogymnoascus destructans*, in hibernaculum sediment  
Emma W. Micalizzi and Myron L. Smith


---

**Letters to the editor**

- 600–602 Finding the silver lining during a global pandemic: opportunities for curriculum innovation in microbiology education  
Maria C. Davis, Josie Libertucci, Yanelis Acebo Guerrero, Heather Dietz, Tanya C. Noel, Joseph E. Rubin, and Nicole Sukdeo
- 603–604 Keeping the microbiology lab alive: essential microbiology lab skill development in the wake of COVID-19  
Tanya C. Noel, Joseph E. Rubin, Yanelis Acebo Guerrero, Maria C. Davis, Heather Dietz, Josie Libertucci, and Nicole Sukdeo
-

# Canadian Journal of **Microbiology**

26 FEB 2021



## Articles


- 605–622 Community structure and diversity of the microbiomes of two microhabitats at the root–soil interface: implications of meta-analysis of the root-zone soil and root endosphere microbial communities in Xiong’an New Area  
Can Wang, Abolfazl Masoudi, Min Wang, Jia Yang, Ruowen Shen, Meng Man, Zhijun Yu, and Jingze Liu
- 623–630 Field assessment of horse-associated genetic markers HoF597 and mtCytb for detecting the source of contamination in surface waters  
Jessica Gray, Nicole Masters, Aaron Wiegand, and Mohammad Katouli
- 631–640 Screening of thermosensitive autolytic mutant brewer’s yeast and transcriptomic analysis of heat stress response  
Mingfang Zhang, Jinjing Wang, Chengtuo Niu, Feiyun Zheng, Chunfeng Liu, and Qi Li
- 641–652 Bioprospection of native psychrotolerant plant-growth-promoting rhizobacteria from Peruvian Andean Plateau soils associated with *Chenopodium quinoa*  
Carolina Chumpitaz-Segovia, Débora Alvarado, Katty Ogata-Gutiérrez, and Doris Zúñiga-Dávila
- 653–663 Variety features differentiate microbiota in the grape leaves  
Shiwei Zhang, Yuan Wang, Xi Chen, Bingjian Cui, Zhihui Bai, and Guoqiang Zhuang

## Notes

- 664–669 *Bacillus subtilis* and *Bacillus velezensis* population dynamics and quantification of spores after inoculation on ornamental plants  
Vincent Charron-Lamoureux, Maude Thérien, Assena Konk, and Pascale B. Beauregard

Continued on inside back cover

**Front cover:** Micrograph of moss *Hylocomium splendens* taken under UV light in an epifluorescence microscope. Colonies of filamentous cyanobacteria are visible in the axils of the moss leaves. This cohabitation is common in the Arctic and in northern regions. It is believed that cyanobacteria supply nitrogen for bryophytes in areas where they suffer from its deficit. **Image Credit:** Magdalena Turzańska.



670-677

Characterization of a plant-growth-promoting non-nodulating endophytic bacterium (*Stenotrophomonas maltophilia*) from the root nodules of *Mucuna utilis* var. *capitata* L. (Safed Kaunch)

Abhinav Aeron, Ramesh Chandra Dubey,  
and Dinesh Kumar Maheshwari

---

# Canadian Journal of Microbiology



26 FEB 2021

## Articles

- |         |  |  |
|---------|--|--|
| 679–688 | Various dictyostelids from the environment can produce multilamellar bodies  | Alicia F. Durocher, Cynthia Gagné-Thivierge, and Steve J. Charette   |
| 689–697 | Functional potential differences between <i>Firmicutes</i> and <i>Proteobacteria</i> in response to manure amendment in a reclaimed soil   | Wenxi Li, Yueping Zhang, Wei Mao, Changsong Wang, and Shixue Yin   |
| 698–712 | Uneven genotypic diversity of <i>Escherichia coli</i> in fecal sources limits the performance of a library-dependent method of microbial source tracking on the southwestern French Atlantic coast | Frédéric Garabetian, Isabelle Vitte, Antoine Sabourin, Hélène Moussard, Adeline Jouanillou, Line Mornet, Mélanie Lesne, and Emilie Lyautey |
| 713–722 | Aluminum induces oxidative damage in <i>Saccharomyces cerevisiae</i>   | Ranran Chen, Qian Zhu, Zhijia Fang, Zhiwei Huang, Jing Sun, Min Peng, and Ping Shi   |
| 723–732 | CcpN: a moonlighting protein regulating catabolite repression of gluconeogenic genes in <i>Bacillus subtilis</i> also affects cell length and interacts with DivIVA                                | Kusum Sharma, Taranum Sultana, Tanya E.S. Dahms, and Jo-Anne R. Dillon   |
| 733–747 | <i>Lactobacillus rhamnosus</i> cell-free extract targets virulence and antifungal drug resistance in <i>Candida albicans</i>   | Yvonne Dube, Amber Khan, Musa Marimani, and Aijaz Ahmad  |

**Front cover:** Micrograph of moss *Hylocomium splendens* taken under UV light in an epifluorescence microscope. Colonies of filamentous cyanobacteria are visible in the axils of the moss leaves. This cohabitation is common in the Arctic and in northern regions. It is believed that cyanobacteria supply nitrogen for bryophytes in areas where they suffer from its deficit. **Image Credit:** Magdalena Turzańska.

