

CHAPTER 6

PROTECTION OF CIVIL AND ECONOMIC RIGHTS OF TRIBAL PEOPLE IN WEST BENGAL: AN EMPIRICAL STUDY

An Overview

In the previous chapters, an attempt has been made to discuss the various aspects of tribals in the Indian scenario. Most of the international instruments have been studied with special reference to the social and economic condition of the tribals and indigenous peoples. A plethora of legislations relating and affecting the social and economic rights of the tribals have been identified and have already been briefly discussed. An analysis has been made to understand the relevance of these laws on the social and economic front of the tribals in India. Some of the state laws have also been studied vividly for identifying the regional and local position of tribals in some states. The judiciary has also played a very important role in protecting the rights of the tribals in India and also many other parts of the world. Some of the most fascinating cases have been identified by the researcher and a brief discussion as to them has been made in earlier chapter. It must be acknowledged that judicial intervention in tribal issues has done more good than any other aspects of tribal laws in the last decade. The courts rightly upheld the actual scenario the tribals are in and gave relief wherever needed. Not only social and economic rights have been protected, the judiciary has come forward to improve and protect the overall human rights of these peoples and the communities.

It has been noticed that the application of laws made in India suffers from inherent lack of implementation. Lack of infrastructure is the most commonly sighted excuse to avoid implementation of many laws. Even when it is to some extent true, efforts must be given to develop infrastructure and provide adequate benefits to the tribals who needed them the most. Lack of administrative will and corruption has also played a significant role in the failure of various laws in practice. Large scale corruption in various departments and wings of the governance has been a great hindrance to the slow development process of tribal in India. In many a cases where the tribes have not been identified as tribals politics play a dominant role to either deprive or provide the needed remedy to those vulnerable peoples of the community. Again the distribution of various benefits at times fails to reach the needy because of lack of communication and other reasons.

Lack of awareness amongst the tribals and also the government has been another interesting reason for lack of coordination and success of various projects taken up by the government. Long term measures have not been properly followed up and short term measures are not properly backed up. Since the tribals lack basic primary modern knowledge, they in most cases fail to understand the modern steps taken by the government for their welfare. This lack of awareness also leads to

corruption amongst the staffs of the government departments as they do not put any formal complaints because of their lack of knowledge of any rights given to them by such schemes.

The present chapter makes an effort to check the ground reality. This chapter makes an effort to study the scenario of tribals and their basic socio economic conditions in West Bengal. The efforts shall try to identify the situation of tribals in both North and South Bengal region and what the government has been doing in furtherance of the protection of the socio economic rights of these peoples and their uplift in the society. In order to understand the position of tribals in West Bengal and their various aspects in comparison with the Indian scenario the following table would be a good indicator.

Table 6.1 Conditions of the Scheduled Tribes of West Bengal vis-à-vis Scheduled Tribes of India: some important indicators:

| Sl. | Indicator | ST (WB) | ST (India) |
|-----|--|---|------------|
| 1 | Decadal growth rate of population | 20.20 | 23.66 |
| 2 | Sex Ratio | 999 | 990 |
| 3 | Literacy rate | 57.90 | 59.00 |
| 4 | Infant Mortality Rate | | 95.7 |
| 5 | Percentage of household having latrine facility within premises | 24.40 | 22.60 |
| 6 | Percentage of household having drinking water source within the premises | 18.6 | 19.7 |
| 7 | Percentage of household having access to treated tap water/ hand pump as drinking water source | 56.67 | 53.82 |
| 8 | Incidence and rate of crime committed against Scheduled Tribes | 1. % age contribution of WB – 0.7% 2. Rank of WB (Rate of cognizable crime) - 19 | |

Source: House Listing Data, CENSUS 2011

The study shall also try to identify the social conditions of tribal people and how that has changed over the years. Whether they have been displaced or carrying on their ancestral profession in their ancestral lands. Whether such place is enough to meet the socio economic needs of today. Whether

they are moving out of their ancestral profession and initiating their endeavour towards unknown and new dimensions of modern world order.

Field study of four districts has been undertaken taken two districts from north and south Bengal region respectively. The two districts covered in north Bengal are Darjeeling and Alipurduar respectively. And Bankura and North 24 Parganas have been selected from the south Bengal region respectively.

6.1. Situation of Tribals in West Bengal

The term Bangla or Bengal came into existence sometime around 1000 BC. This region has been habituated by humans for a great period of time. The Bengal region has remnants of continuous human habitation from Palaeolithic to historic period. There has been historic and linguistic evidences which suggests that the early settlers of this region were speakers of Dravidian, Tibeto-Burman and Austro-Asiatic languages with the Indo-Aryan speakers coming later. Since the 10th Century BC, the kingdoms and janapadas have been governed by Buddhists, Hindu and Muslim rulers. The British gained political power in the eighteenth century. Eventually Bengal became the epicentre of British rule in India. The end of colonial rule in 1947 came with the partition of Bengal. The Indian portion came to be known as the state of West Bengal. The greater part of this state is in the low lying delta of the Ganges, one of the most densely populated regions in the world. The northern part of the state is in the eastern Himalayas.¹

From the early historical times till the sixth-seventh century AD ancient Bengal was divided into a number of tribal formations commonly known as janapadas.

This chapter briefly incorporates the position of various tribal communities in the state of West Bengal and their socio legal position in the country as a whole. This analysis is objected to highlight the various tribal communities and their socio economic and legal conditions in respect of tribal population density.

Ecological and geographical condition of West Bengal

1. Darjeeling
2. Terai
3. Northern plain
4. Delta region

¹ K.S. Singh, "People of India, West Bengal, Volume XXXXIII Part One," Anthropological Survey of India, Seagull Books, Calcutta 2008, p xiv

5. Low plateau and Radh region
6. Sundarbans
7. Coastal regions.

The linguists have used place names to reconstruct the pattern of early settlements. In Bengal there are place names of Aryan, non Aryan, (Kol and Dravidian) and Tibeto-Burman origin. A DNA based study establishes the speakers of the Astro Asiatic languages as the oldest settlers in this region. It is speculated that the ancient peoples of Vanga and Pundra were Australoid.²

Till this date, forty Ethnic groups has been notified as Scheduled Tribes in West Bengal so far. Among these tribes, Toto, Birhor and Lodha have been notified as PVTGs (Particularly Vulnerable Tribal Groups) in terms of backwardness in different development indicators.

Earlier they were termed as PTGs (Primitive Tribal Groups). Totos and Birhors are predominantly residing in Jalpaiguri & Purulia Districts respectively whereas the Lodhas are mostly found in the Paschim Medinipur District. In West Bengal, Tribal population is 52,96,963 as per Census 2011, which is about 5.8% of the total population of the State. Tribal population of West Bengal constitutes about 5.08% of total Tribal population of the Country. Tribal communities are present in all the Districts of the State. Higher concentration of Tribal population is seen in the Districts like Darjeeling, Jalpaiguri, Alipurduar, Dakshin Dinajpur, Paschim Medinipur, Bankura and Purulia. Cultural regions and cultural elements of the state may be classified in the following three groups:

1. North Bengal
2. Radh Bengal
3. South and lower Bengal

6.2. Sampling Universe

An opinion survey has been conducted with proposed sampling universe fixed at 400. This has been done by taking into consideration 100 persons from each district comprising of 25 tribals, 25 non tribals, 25 government employees and 25 NGO/ social activists from four districts randomly selected (two from North Bengal Region and Two from South Bengal Region).

It is relevant to state here that the researcher conducted a survey to bring about the basic information of the set of respondents in Part A. (Table 6.1 to 6.16) of each selected districts of North Bengal Region and South Bengal Region.

² Chattopadhyay, 2002

Four different set of questionnaire were framed. The questionnaires meant for

A. Tribals and

B. Non Tribals consisted of ten questions each; while another set of ten questions have been framed for

C. NGO/Social Activists and

D. Government Employee respondents respectively.

Each questions set up by the researcher contains both positive and negative reply to be chosen from by the concerned respondent by a tick mark in appropriate option as the respondent think just and proper.

The questionnaires in each of the categories were distributed in person in each of the districts amongst the randomly selected respondents.

The opinion survey for each of the categories of each district is presented in Part E, F, G and H respectively in tables 11(1 – 4), 12(1 – 4), 13(1 – 4) and 14(1 – 4).

It is to be noted that, literate/ educated people as well as uneducated and illiterate people from the sample population have been taken into account for distribution of questionnaire. In case of the latter the respondents have been explained as to the meaning of the questions put to them.

It is important to identify a few important data to aid in the analysis of this empirical research conducted by the researcher. The two primary set of information necessary and relevant for this research is the district wise tribal population of West Bengal and the various Scheduled Tribes found in the state of West Bengal including that of Particularly Vulnerable Schedule Tribes. These two have been tabled in seriatim as 6.2 and 6.3 respectively and the latest census report has been taken into consideration.

Table 6.2 List of Districts and Tribal Population in West Bengal

| | DISTRICT | POPULATION 2011 | PERCENTAGE SHARE IN TOTAL POPULATION OF THE STATE 2011 |
|----|----------------------------|-----------------|--|
| | West Bengal | 9,13,47,736 | 100.00 |
| 1 | North Twenty Four Parganas | 1,00,82,852 | 11.04 |
| 2 | South Twenty Four Parganas | 81,53,176 | 8.93 |
| 3 | Bardhaman | 77,23,663 | 8.46 |
| 4 | Murshidabad | 71,02,430 | 7.78 |
| 5 | Paschim Medinipur* | 59,43,300 | 6.51 |
| 6 | Hugli | 55,20,389 | 6.04 |
| 7 | Nadia | 51,68,488 | 5.66 |
| 8 | Purba Medinipur* | 50,94,238 | 5.58 |
| 9 | Haora | 48,41,638 | 5.30 |
| 10 | Kolkata | 44,86,679 | 4.91 |
| 11 | Maldah | 39,97,970 | 4.38 |

| | DISTRICT | POPULATION 2011 | PERCENTAGE SHARE IN TOTAL POPULATION OF THE STATE 2011 |
|----|------------------|-----------------|--|
| 12 | Jalpaiguri | 38,69,675 | 4.24 |
| 13 | Bankura | 35,96,292 | 3.94 |
| 14 | Birbhum | 35,02,387 | 3.83 |
| 15 | Uttar Dinajpur | 30,00,849 | 3.29 |
| 16 | Purulia | 29,27,965 | 3.21 |
| 17 | Koch Bihar | 28,22,780 | 3.09 |
| 18 | Darjeeling | 18,42,034 | 2.02 |
| 19 | Dakshin Dinajpur | 16,70,931 | 1.83 |

SOURCE: CENSUS 2011

Table 6.3 List of Scheduled Tribes in West Bengal

| | | | |
|-----|--|-----|-----------------------|
| 1. | ASUR | 21. | KORWA |
| 2. | BAIGA | 22. | LEPCHA |
| 3. | BEDIA, BEDIYA | 23. | LODHA, KHERIA, KHARIA |
| 4. | BHUMIJ | 24. | LOHARA, LOHRA |
| 5. | BHUTIA, SHERPA, TOTO, DUKPA, KAGATAY, TIBETAN, YOLMO | 25. | MAGH |
| 6. | BIRHOR | 26. | MAHALI |
| 7. | BIRJIA | 27. | MAHLI |
| 8. | CHAKMA | 28. | MAL PAHARIYA |
| 9. | CHERO | 29. | MECH |
| 10. | CHIK BARAIK | 30. | MRU |
| 11. | GARO | 31. | MUNDA |
| 12. | GOND | 32. | NAGESIA |
| 13. | GORAIT | 33. | ORAON |
| 14. | HAJANG | 34. | PAHARIYA |
| 15. | HO | 35. | RABHA |
| 16. | KARMALI | 36. | SANTAL |
| 17. | KHARWAR | 37. | SAURIA PAHARIA |
| 18. | KHOND | 38. | SAVAR |
| 19. | KISAN | 39. | LIMBU |
| 20. | KORA | 40. | TAMANG |

Source: CENSUS 2011

The researcher has taken into consideration four districts as stated below in a tabular form reflecting the population and percentage of ST which is the universe:

Table 6.4 List of Districts Surveyed in North Bengal and South Bengal Region with Population

| Sl. No. | District | Population | ST Population (Census 2011) | Percentage of ST |
|---------|----------------------------|------------|-----------------------------|------------------|
| 1. | Jalpaiguri (Alipurduar) | 3872846 | 731704 | 18.89 |
| 2. | Darjeeling | | 165534 | |
| 3. | Bankura | 3596674 | 368690 | 10.25 |
| 4. | North 24 Parganas | 10009781 | 264597 | 2.64 |

Source: CENSUS 2011

The given tables in Part A, Tables 7.1 to 7.4 gives the full name and address of the participating tribals in the opinion survey conducted by the researcher in the four districts.

The given tables in Part B, Tables 8.1 to 8.4 gives the full name and address of the participating tribals in the opinion survey conducted by the researcher in the four districts.

The given tables in Part C, Tables 9.1 to 9.4 gives the full name and address of the participating tribals in the opinion survey conducted by the researcher in the four districts.

The given tables in Part D, Tables 10.1 to 10.4 gives the full name and address of the participating tribals in the opinion survey conducted by the researcher in the four districts.

PART-A

TABLE 7.1

LIST OF TRIBAL RESPONDENTS IN DARJEELING DISTRICT

| SL. NO. | NAME OF THE TRIBAL RESPONDENT | SEX | AGE | ADDRESS | CONTACT NO. |
|---------|-------------------------------|-----|-----|------------------|-------------|
| 1 | NIMA SHERPA | M | 65 | DARJEELING | 9593704675 |
| 2 | BISHESH TAMANG | M | 32 | HAPPY VALLEY | 9679012771 |
| 3 | AMOS LAMA | F | 43 | HAPPY VALLEY | 9593872116 |
| 4 | ARUN CHETRI | M | 39 | KALIMPONG | 9933474565 |
| 5 | RODHA LAPCHA | M | 19 | GOOM | 9614512254 |
| 6 | BANSHI GURUNG | M | 37 | RAJ BARI BASTY | 9733071516 |
| 7 | PRIYA TAMANG | F | 48 | KACHERI COMPOUND | 9832352908 |
| 8 | SANDIP THAPA | M | 27 | LAVENTH MALL | 9832388378 |
| 9 | LAMU SHERPA | F | 29 | SUKHIAPOKRI | 9093996158 |
| 10 | FUDOMA SHERPA | F | 25 | SUKHIAPOKRI | 8609985695 |
| 11 | SHABNAM TAMANG | F | 31 | SUKHIAPOKRI | 8348922427 |
| 12 | KISHAN BARAIK | M | 40 | BAGDOGRA | 9647876114 |
| 13 | RESHMI CHETRI | F | 24 | MOMPU | 7031176218 |
| 14 | RAMSATH KALIA | M | 40 | KACHERI COMPOUND | 9932323686 |
| 15 | SUSHILA PARDHAN | F | 37 | OIT TEA ESTATE | 9002005787 |
| 16 | SAJAL THAPA | M | 24 | GHOOM | 9614512254 |
| 17 | PRABINESH THAPA | M | 17 | KALLEG VALLEY | 7547973595 |
| 18 | SAGEN RAM | M | 21 | BIJANBARI | 7547994204 |
| 19 | SUKHBAHADUR RAI | M | 39 | DARJEELING | 9800790131 |
| 20 | SAPNA RAI | F | 33 | HAKIMPARA | |
| 21 | BUDHARAJ RAI | M | 47 | MIRIK | 8348751241 |
| 22 | NEHAL RAI | F | 15 | MIRIK | |
| 23 | PUKUR RAI | M | 39 | CHANDMARI | 9832499048 |
| 24 | KOISHAG SHERPA | M | 62 | DARJEELING | |
| 25 | BARSHISH TAMANG | M | 35 | HAPPY VALLEY | |

TABLE 7.2

LIST OF TRIBAL RESPONDENTS IN ALIPURDUAR DISTRICT

| SL. NO. | NAME OF THE TRIBAL RESPONDENT | SEX | AGE | ADDRESS | CONTACT NO. |
|---------|-------------------------------|-----|-----|-----------------------|-------------|
| 1 | KUMAR TOTO | M | 21 | TOTOPARA | 9647810756 |
| 2 | GOURAB SINGH TOTO | M | 31 | TOTOPARA | 9564281777 |
| 3 | PUKRI TOTO | F | 25 | TOTOPARA | |
| 4 | ABIKA TOTO | F | 27 | TOTOPARA | |
| 5 | SONIA TOTO | F | 18 | TOTOPARA | 8116680924 |
| 6 | PRADIP TOTO | M | 68 | TOTOPARA | |
| 7 | SUSHIL TOTO | M | 26 | TOTOPARA | 9647876526 |
| 8 | SOBHA TOTO | F | 23 | TOTOPARA | 9836034122 |
| 9 | MAHADEB TOTO | M | 30 | TOTOPATA | 9593689047 |
| 10 | PILPILI TOTO | F | 34 | TOTOPARA | 9679174470 |
| 11 | SUJITA TOTO | F | 26 | TOTOPARA | |
| 12 | SUSHILA TOTO | F | 18 | TOTOPARA | 8016839982 |
| 13 | BUDDHIMAN TOTO | M | 33 | TOTOPARA | 9933444841 |
| 14 | SUKTARA TOTO | F | 28 | TOTOPARA | 7882033691 |
| 15 | NIREN TOTO | M | 25 | TOTOPARA | |
| 16 | UDAY TOTO | M | 35 | TOTOTPARA | 8927541511 |
| 17 | HIMAL TOTO | M | 14 | TOTOPARA | 8016303837 |
| 18 | MONMAYA TOTO | F | 52 | TOTOPARA | |
| 19 | POONAM TOTO | F | 35 | TOTOPARA | 9679434718 |
| 20 | DEBASISH BHAGAT | M | 32 | DEBIGHAT BUS STAND | 7407134516 |
| 21 | MUKESH LAKRA | M | 25 | BIRPARA | 8514968636 |
| 22 | AMIT NONWAR | M | 21 | BIRPARA | 7407813754 |
| 23 | INDRAJ ORAON | M | 17 | BIRPARA | 7407813754 |
| 24 | SUKHLAL URJA | M | 50 | BIRPARA | |
| 25 | AMIT CHICK BARAIK | M | 24 | JAIBIRPARA TEA GARDEN | 8016866740 |

TABLE 7.3

LIST OF TRIBAL RESPONDENTS IN BANKURA DISTRICT

| SL. NO. | NAME OF THE TRIBAL RESPONDENT IN BANKURA DISTRICT | SEX | AGE | ADDRESS | CONTACT NO. |
|---------|---|-----|-----|---------------|-------------|
| 1 | PADDYABATI MANDI | F | 40 | HASIBAD | 9153466285 |
| 2 | KABITA MAL | F | 22 | KALA PATHAR | |
| 3 | UMA MAL | F | 30 | KALA PATHAR | |
| 4 | DIPAK MAL | M | 30 | KALA PATHAR | |
| 5 | CHAPA MAL | F | 35 | KALA PATHAR | |
| 6 | DIPAK MAL | M | 28 | KALA PATHAR | |
| 7 | PATHIK MAL | M | 16 | KALA PATHAR | |
| 8 | SATYAJIT CHAND | M | 32 | RAMPUR | 9531754858 |
| 9 | BANDANA KARMAKAR | F | 45 | BIKNA GRAM | 9635023846 |
| 10 | BHARAT KALINDI | M | 60 | KALA PATHAR | |
| 11 | MANJURA KALINDI | M | 46 | KALA PATHAR | |
| 12 | MAHADEB KALINDI | M | 80 | KALA PATHAR | |
| 13 | GAGAN KALINDI | M | 48 | KALA PATHAR | |
| 14 | CHAPI KALINDI | F | 60 | KALA PATHAR | |
| 15 | PURNIMA PARAMANIK | F | 45 | BELIETO | |
| 16 | SANDHA BADYAKAR | F | 54 | BELIETO | |
| 17 | RADHARAM KALINDI | F | 40 | BELIETO | |
| 18 | PRADIP BAURI | M | 31 | KESHIAKOL | 9475356145 |
| 19 | SAMANTA BAURI | M | 17 | TARIBATERDIHI | 9679143682 |
| 20 | ABHIJIT BAURI | M | 13 | GANGTORA | |
| 21 | PURNIMA SOREN | F | 28 | BERITORE | 9635546677 |
| 22 | KANU SOREN | M | 48 | KAMLAGARAI | |
| 23 | CHAMPA SOREN | F | 49 | KAMLAGARAI | |
| 24 | DURGA SOREN | F | 32 | KAMLAGARAI | |
| 25 | LALTU KALINDI | M | 38 | KALA PATHAR | |

TABLE 7.4

LIST OF TRIBAL RESPONDENTS IN 24 PARGANAS (N) DISTRICT

| SL. NO. | NAME OF THE TRIBAL RESPONDENT IN 24 PARGANAS (N) DISTRICT | SEX | AGE | ADDRESS | CONTACT NO. |
|---------|---|-----|-----|--------------|-------------|
| 1 | BIJAN SARDAR | M | 48 | SANDESHKHALI | 7023658975 |
| 2 | PROBHAT SARDAR | M | 39 | SANDESHKHALI | 7036985468 |
| 3 | PRABIR SARDAR | M | 28 | SANDESHKHALI | 7036985213 |
| 4 | PRKASH SARDAR | M | 23 | SANDESHKHALI | 7014567892 |
| 5 | PANCHALI SARDAR | F | 63 | SANDESHKHALI | 7014567892 |
| 6 | JATIN SARDAR | M | 36 | SANDESHKHALI | 7032325689 |
| 7 | SANTOSH SARDAR | M | 23 | SANDESHKHALI | |
| 8 | HARADHAN SARDAR | M | 56 | SANDESHKHALI | 7023568970 |
| 9 | NALANI SARDAR | F | 45 | SANDESHKHALI | 7123458754 |
| 10 | APARNA SARDAR | F | 22 | SANDESHKHALI | 7123458754 |
| 11 | JOGITA SARDAR | F | 46 | SANDESHKHALI | |
| 12 | BANGSHI SARDAR | M | 68 | SANDESHKHALI | 9832565895 |
| 13 | KARTICK SARDAR | M | 60 | SANDESHKHALI | |
| 14 | MRINAL SARDAR | M | 48 | SANDESHKHALI | 7369852154 |
| 15 | KAMAL SARDAR | M | 55 | SANDESHKHALI | 7325689744 |
| 16 | JOGIN SARDAR | M | 49 | SANDESHKHALI | 7256895200 |
| 17 | JJOGA SARDAR | M | 51 | SANDESHKHALI | |
| 18 | MAYA SARDAR | F | 32 | SANDESHKHALI | 9256412033 |
| 19 | LAKSHMI SARDAR | F | 56 | SANDESHKHALI | 9255447523 |
| 20 | SHAKSHI SARDAR | F | 24 | SANDESHKHALI | 7356478952 |
| 21 | BALAI CHANDRA SARDAR | M | 61 | SANDESHKHALI | 9023577998 |
| 22 | DEBU SARDAR | M | 33 | SANDESHKHALI | 7023558778 |
| 23 | JYOTSHSNA SARDAR | F | 31 | SANDESHKHALI | 7032568874 |
| 24 | KALI SARDAR | F | 42 | SANDESHKHALI | |
| 25 | SHAKTI SARDAR | M | 66 | SANDESHKHALI | 9832556680 |

PART-B

TABLE 8.1

LIST OF NON TRIBAL RESPONDENTS IN DARJEELING DISTRICT

| SL. NO. | NAME OF THE NON TRIBAL RESPONDENT IN DARJEELING | SEX | AGE | ADDRESS | CONTACT NO. |
|---------|---|-----|-----|--------------------|-------------|
| 1 | MRINAL SARKAR | M | 35 | HAKIMPARA | 9749525457 |
| 2 | KAMAL BASAK | M | 48 | KADAMTALA | 9832385423 |
| 3 | DULAL ROY | M | 29 | SILIGURI | 8348001676 |
| 4 | SUBHAS BARMAN | M | 45 | SILIGURI | 8972519550 |
| 5 | SIKSHA SHRESTHA | F | 19 | NAKSALBARI | 7585066367 |
| 6 | RITA KOIRALA | F | 45 | NAKSALBARI | 9733144419 |
| 7 | ARCHANA SHARMA | F | 37 | MIRZANGDA BASTI | |
| 8 | CHANDANA BOSE | F | 43 | HAKIMPARA | 9434872757 |
| 9 | SUCHARITA DEVI | F | 55 | DARJEELING | |
| 10 | UPASANA AGARWAL | F | 43 | DARJEELING | |
| 11 | UPAL AGARWAL | M | 56 | DARJEELING | |
| 12 | JAITI AGARWAL | F | 23 | DARJEELING | |
| 13 | SUNITA DEVI | F | 23 | DARJEELING | 9851251821 |
| 14 | SUSHMA RAI | F | 48 | MOMPU | 9564865550 |
| 15 | SURMA MUKHIA | F | 22 | DARJEELING | 8609408858 |
| 16 | PRATIK ROY | M | 19 | SILIGURI | 8967558360 |
| 17 | UTTAM CHATTERJEE | M | 39 | SILIGURI | 9832028080 |
| 18 | RUPA AGARWAL | F | 29 | N B SINGH ROAD | 9749685142 |
| 19 | JAWAID SIDDIQUI | M | 38 | N B SINGH ROAD | 8670750412 |
| 20 | MOHAMMAD ZAHUR | M | 53 | N B SINGH ROAD | 9933997917 |
| 21 | MOHAMMAD SHIKAI | M | 29 | ZAKIR HUSAIN BUSTY | 9932371840 |
| 22 | MOHAMMAD NADEEM | M | 24 | R N SINGH ROAD | 9614479948 |
| 23 | AJAY MAJHI | M | 24 | AMAR JHOTI GRAM | 7074498622 |
| 24 | MD NIZAM SIDDIQUI | M | 32 | DARJEELING | 9474035140 |
| 25 | RANJIT PRASAD | M | 26 | DARJEELING | 8509943161 |

TABLE 8.2

LIST OF NON TRIBAL RESPONDENTS IN ALIPURDUAR DISTRICT

| SL. NO. | NAME OF THE NON TRIBAL RESPONDENT IN ALIPURDUAR | SEX | AGE | ADDRESS | CONTACT NO. |
|---------|---|-----|-----|----------------|-------------|
| 1 | KANCHAN GURUNG | M | 38 | TOTOPARA | 9733450443 |
| 2 | TAPAN DUTTA | M | 61 | TOTOPARA | 9733476797 |
| 3 | BANANI GHOSH | F | 64 | TOTOPARA | 8145706119 |
| 4 | BELEY RANA | M | 38 | TOTOPARA | 9434867696 |
| 5 | KRISHNENDU CHAKRABARTY | M | 48 | TOTOPARA | 9851186170 |
| 6 | SUMITRA LAMA | F | 23 | TOTOPARA | 9733384849 |
| 7 | RESHMA KASHRI | F | 38 | TOTOPARA | 9933474416 |
| 8 | KOSHITA THAKUR | F | 30 | TOTOPARA | |
| 9 | PADAM BAHADUR SUNWAR | M | 47 | TOTOPARA | 9800233735 |
| 10 | RAJENDRA PRATAP SUINDIK | M | 50 | TOTOPARA | 9800909080 |
| 11 | CHAMPA PRASAD | F | 50 | TOTOPARA | |
| 12 | SWAPNA BISWAS | F | 30 | MADARIHAT | 8927545944 |
| 13 | BIKASH GURUNG | M | 42 | TOTOPARA | 9733023281 |
| 14 | MONORANJAN DAS | M | 48 | TOTOPARA | 9002161441 |
| 15 | NARAYAN GURUNG | M | 55 | TOTOPARA | 9732342988 |
| 16 | KANAI MUKHERJEE | M | 83 | BIRPARA | 8145541001 |
| 17 | SUPARNA SEAL | F | 28 | BIRPARA | 9832418949 |
| 18 | DEBASISH CHAKRABARTY | M | 55 | M G ROAD | 9434222236 |
| 19 | SANDIP CHAKRABARTY | M | 45 | COLLEGE PARA | 9732899071 |
| 20 | SIDDHARTHA GHOSH | M | 17 | RABINDRANAGAR | 9933686570 |
| 21 | RAJESH THAWANEY | M | 49 | RABINDRA NAGAR | 9126586623 |
| 22 | SUCHITRA MALLICK | F | 26 | DEBIGARH | 8381139039 |
| 23 | BHABATOSH SUTRADHAR | M | 32 | DEBIGARH | 9734102968 |
| 24 | SWARNAB ROY | M | 22 | DEBIGRH | 8906254051 |
| 25 | SAROJ SARKAR | M | 52 | BIRPARA | 9832088815 |

TABLE 8.3

LIST OF NON TRIBAL RESPONDENTS IN BANKURA DISTRICT

| SL. NO. | NAME OF THE NON TRIBAL RESPONDENT IN BANKURA | SEX | AGE | ADDRESS | CONTACT NO. |
|---------|--|-----|-----|----------------|-------------|
| 1 | BABLU DAS | M | 44 | RANGA MATI | 9635186219 |
| 2 | MANAS BANERJEE | M | 33 | KANDUADIHI | 9475186924 |
| 3 | RUBY CHATTERJEE | F | 47 | ARABINDANAGAR | 9932292383 |
| 4 | ASIT BARAN MANDAL | M | 48 | GOSAIDIHI | 9474367246 |
| 5 | ANANDAAMAYEE MAJI | F | 60 | BEPARIHAT | 9475346919 |
| 6 | BANDANA DUTTA | F | 39 | KUCHKUCHIA | 9614326463 |
| 7 | GANGA LOHAR | M | 23 | RAJTALA | 7602221469 |
| 8 | KRISHN RAJAK | F | 34 | NOONGOLA | 9932263007 |
| 9 | ANJALI DEY | F | 36 | NOONGOLA | 9932263007 |
| 10 | PIALI BANERJEE | F | 24 | BELIATORE | |
| 11 | RAMA BANERJEE | F | 46 | BELIATORE | 9474142419 |
| 12 | PAYEL NAG | F | 14 | BELIATORE | |
| 13 | MOUSUMI NAG | F | 37 | BELIATORE | |
| 14 | SUNITI KUMAR NAG | M | 56 | BELIATORE | 9474631861 |
| 15 | BAPI MRIDHA | M | 30 | BELIETO | |
| 16 | MADHABI GHOSH | F | 58 | AGRASAL | 9474930332 |
| 17 | MAMATA GHOSH | F | 60 | SOLDA | 9775310662 |
| 18 | BANDANA KARMAKAR | F | 45 | BIKNA GRAM | 9635023846 |
| 19 | SATYAJIT CHAND | M | 32 | CHOTO KALITALA | 9531754858 |
| 20 | PRADIP DAS | M | 33 | BISHNUPUR | 9635424863 |
| 21 | HARU KARMAKAR | M | 48 | BISHNUPUR | |
| 22 | GOUTAM ROY | M | 47 | SCHOOL DANGA | 9434134821 |
| 23 | DEBIDAS MUKHERJEE | M | 50 | DOLTALA | |
| 24 | RAJU DAS | M | 45 | GOBINDA NAGAR | 9434998804 |
| 25 | MADHUSUDAN DEY | M | 27 | RAJGRAM | 8906892323 |

TABLE 8.4

LIST OF NON TRIBAL RESPONDENTS IN 24 PARGANAS (N) DISTRICT

| SL. NO. | NAME OF THE NON TRIBAL RESPONDENT IN 24 PARGANAS (N)DISTRICT | SEX | AGE | ADDRESS | CONTACT NO. |
|---------|--|-----|-----|--------------|-------------|
| 1 | SUBHAS MUKHERJEE | M | 65 | BISHARPARA | 9679538164 |
| 2 | MANAS DAS | M | 38 | BISARPARA | |
| 3 | MANOJ ROY | M | 36 | NAIHATI | 9333774777 |
| 4 | SUBIT MONDAL | M | 38 | BIDHAN NAGAR | 9830385026 |
| 5 | JHUMPA NAG | F | 22 | BIDHAN NAGAR | |
| 6 | ANIMESH KUNDU | M | 27 | DUMDUM | 9804006575 |
| 7 | ANSAR ALI | M | 28 | DUMDUM | 9831096382 |
| 8 | ARIN MUKHERJEE | M | 18 | NEW TOWN | 8335027155 |
| 9 | A MUKHERJEE | M | 53 | NEW TOWN | 9830651199 |
| 10 | ARITRA SINHA | M | 26 | DUM DUM | |
| 11 | ARNAB SARKAR | M | 30 | DUMDUM | 9674154132 |
| 12 | ASHU KHANDELWAL | M | 40 | DUMDUM | 9831072730 |
| 13 | SAURAV GANGULY | M | 35 | DUMDUM | 9831527335 |
| 14 | AMITABHA BHATTCHARYA | M | 36 | DUMDUM | 9868676929 |
| 15 | ASIM ADHIKARI | M | 36 | BIRATI | 9239710034 |
| 16 | BABAI DAS | M | 32 | DUMDUM | 9804970104 |
| 17 | BHOLA DEBNATH | M | 40 | DUMDUM | 9836026212 |
| 18 | INDRANIL DE | M | 38 | DUMDUM | 8013832848 |
| 19 | CHIRAYOTO BANERJEE | M | 30 | BIDHAN NAGAR | 9051845918 |
| 20 | DEBASISH DUTTA | M | 38 | DUMDUM | 9830146297 |
| 21 | DEBDATTA GHOSH | F | 33 | BARRACKPORE | 9432674559 |
| 22 | DINESH TRIPATHI | M | 43 | NEW TOWN | 9433027208 |
| 23 | FUCHKA DAS | M | 44 | DUMDUM | 9143223744 |
| 24 | SANKAR SINGH | M | 54 | DUM DUM | 9831899885 |
| 25 | SUJAY DAS | M | 44 | DUM DUM | 9874589886 |

PART-C

TABLE 9.1

LIST OF GOVERNMENT EMPLOYEE RESPONDENTS IN DARJEELING DISTRICT

| SL. NO. | NAME OF THE GOVERNMENT EMPLOYEE RESPONDENT IN DARJEELING DISTRICT | SEX | AGE | ADDRESS | CONTACT NO. |
|---------|---|-----|-----|------------|--------------|
| 1 | SANGIVE DAS | M | 24 | SILIGURI | 9641579514 |
| 2 | SANJAY RAM | M | 24 | HAKIMPARA | 9563102957 |
| 3 | SAMDEN TSHERING LEPCHA | M | 25 | DARJEELING | 8927768114 |
| 4 | SANTANU MISHRA | M | 56 | DARJEELING | 9434314570 |
| 5 | PRANAY RAI | M | 46 | DARJEELING | 9800155766 |
| 6 | K K MUKHIA | M | 59 | DARJEELING | 9832582077 |
| 7 | PASSANG DORJEE BHUTIA | M | 35 | DARJEELING | 7407159003 |
| 8 | SARBAJIT TAMANG | M | 31 | GHUM | 8609830033 |
| 9 | MANOJ KUMAR CHAKRABORTY | M | 58 | DARJEELING | 0354 2254422 |
| 10 | DINESH KUMAR PRADHAN | M | 42 | DARJEELING | 9775556039 |
| 11 | RAMBAHADUR MADHIE | M | 55 | GHOOM | 7679665646 |
| 12 | JYOTIPRAKASH SHARMA | M | 39 | SILIGURI | 9641579514 |
| 13 | JOY BASU | M | 29 | DARJEELING | 0354 2254422 |
| 14 | ABHIJIT KOLEY | M | 43 | DARJEELING | 9775556000 |
| 15 | ARUN PRAKASH SHARMA | M | 35 | DARJEELING | 9776656037 |
| 16 | PUJA SINDHE | F | 39 | DARJEELING | 9775556745 |
| 17 | PURNIMA CHETRI | F | 31 | DARJEELING | 9775556023 |
| 18 | SITARAM LEPCHA | M | 39 | DARJEELING | 9775566980 |
| 19 | SHARABJIT GHOSH | M | 37 | DARJEELING | 9775568986 |
| 20 | SD MUKHIA | M | 55 | DARJEELING | 9775557879 |
| 21 | NIMA LEPCHA | M | 25 | GHOOM | 7679665646 |
| 22 | RAMA SANKAR SINGH | M | 59 | GHOOM | 8609839879 |
| 23 | GOUR PRASAD PAL | M | 45 | GHOOM | 8609830221 |
| 24 | SANJIB DAS | M | 33 | GHOOM | 8609830989 |
| 25 | RANJIT MAHATO | M | 37 | GHOOM | 8609830548 |

TABLE 9.2

LIST OF GOVERNMENT EMPLOYEE RESPONDENTS IN ALIPURDUAR DISTRICT

| SL. NO. | NAME OF THE GOVERNMENT EMPLOYEE RESPONDENT IN ALIPURDUAR | SEX | AGE | ADDRESS | CONTACT NO. |
|---------|--|-----|-----|------------------------|-------------|
| 1 | DR RUDRANIL CHATTERJEE | M | 38 | BIRPARA | 9903483773 |
| 2 | DR SUDESHNA MUKHERJEE | F | 38 | BIRPARA | 9831349642 |
| 3 | SUTAPA SARKAR THAWANEY | F | 45 | BIRPARA | 9832400476 |
| 4 | DEBABRATA KUNDU | M | 58 | BIRPARA | 9432810108 |
| 5 | NABIN KUMAR MULLICK | M | 38 | BIRPARA | 9434327858 |
| 6 | SUSMITA KUNDU | F | 49 | SUBHAS PALLY | 9474627463 |
| 7 | SOMIKA PAKHRIN | F | 27 | TOTOPARA | 8670759938 |
| 8 | KOYEL MONDAL | F | 24 | BIRPARA | 8016489415 |
| 9 | DR DEBARUN CHATTERJEE | M | 51 | MADARIHAT | 9733030197 |
| 10 | BEAUTY GUPTA | F | 26 | TOTOPARA | 7602527124 |
| 11 | DR ABHIJIT CHAUDHURI | M | 50 | MADARIHAT | 943441603 |
| 12 | RUBY SARKAR | F | 23 | MADARIHAT | 9531556565 |
| 13 | PARINITA MANKIN | F | 58 | TOTOPARA | 9647703668 |
| 14 | HEM KUMARI MANGAR | F | 30 | TOTOPARA | 9734164058 |
| 15 | DIPAK KUMAR KARJEE | M | 25 | UTTAR RANGANI BAZNA | 9641398097 |
| 16 | SEBARANI MURMU | F | 30 | TOTOPARA | 9733119538 |
| 17 | BHIM BAHADUR NEWAR | M | 41 | TOTOPARA | 9733186246 |
| 18 | SUGRIB TOTO | M | 54 | TOTOPARA | 9735098299 |
| 19 | DILIP TOTO | M | 43 | TOTOPARA | 9733350772 |
| 20 | RINKU MITRA | F | 35 | DEBIGUNJ COLONY | 9800714217 |
| 21 | SUBRATA GHOSH | M | 52 | DEBIGARH | 9832553412 |
| 22 | DR MUKUNDA MAZUMDAR | M | 50 | RANGALI BAZAR | 9434217491 |
| 23 | DWIJENDRA NATH ROY | M | 43 | MADARIHAT | 7679472926 |
| 24 | NIRKAM. KR. CHAKRABARTI | M | 59 | MADARIHAT | 9733147864 |
| 25 | SUCHITRA SUTRADHAR | F | 31 | MADARIHAT | 8101382118 |

TABLE 9.3

LIST OF GOVERNMENT EMPLOYEE RESPONDENTS IN BANKURA DISTRICT

| SL. NO. | NAME OF THE GOVERNMENT EMPLOYEES RESPONDENT IN BANKURA DISTRICT | SEX | AGE | ADDRESS | CONTACT NO. |
|---------|---|-----|-----|---------------|-------------|
| 1 | SANDIP PATRA | M | 27 | JAGADALLA | 9434684960 |
| 2 | SUBHAS MONDAL | M | 57 | RAIPUR | 9475622893 |
| 3 | ARUNAVA MUKHERJEE | M | 40 | GOBINDANAGAR | 9434253699 |
| 4 | ANANDA MONDAL | M | 55 | LALBAZAR | 8900555568 |
| 5 | SURAJ DEY | M | 42 | CIRCUS MAIDAN | 9332679899 |
| 6 | RABINDRANATH HEMBRAM | M | 53 | BAMANKULI | 9002149993 |
| 7 | TAPAS KUMAR NAG | M | 36 | BEPARIHAT | 9474945379 |
| 8 | CHANDRASEKHAR MURMU | M | 30 | POABAGAN | 8370945429 |
| 9 | DILIP KUMAR BHAKTA | M | 48 | TDCC QUARTER | 9474566668 |
| 10 | GURUDAS CHATTORAJ | M | 51 | PATHPUR | 9932624466 |
| 11 | GOUTAM ROY | M | 29 | KESHIAKOLE | 9614047787 |
| 12 | JHARNA GHOSH | F | 51 | KUCCHKUCHIA | 9474824376 |
| 13 | SANTANU PAUL | M | 43 | JAMBEDIA | 9735857573 |
| 14 | CHAYA MANNA | F | 52 | JAMBEDIA | 9647908778 |
| 15 | JYOTSNA SAHANA | F | 42 | KALA PATHAR | 9933764172 |
| 16 | SANDIP PAUL | M | 26 | KAMARHATA | 9609571857 |
| 17 | BUDDHADEB BANERJEE | M | 34 | NOTUNCHOTI | 9046771417 |
| 18 | RANJIT KUMAR BANERJEE | M | 59 | HATIRAMPUR | 9002450764 |
| 19 | BASUDEB KUNDU | M | 34 | SIKHERIA PARA | 9474811419 |
| 20 | FATIKCHAND GARAI | M | 35 | DANDI | 9735359767 |
| 21 | RATAN SINGH SARDAR | M | 59 | POABAGAN | 8348459443 |
| 22 | SANTA DAS | M | 38 | SIKKHORIAPARA | 9547329814 |
| 23 | BASUDEB MAJI | M | 51 | BHALUKMARI | 8436348857 |
| 24 | JAYASREE DAS | F | 45 | JUMBEDIA | 9932956984 |
| 25 | SUSANTA KUNDU | M | 49 | RAJGRAM | 9232376020 |

TABLE 9.4

LIST OF GOVERNMENT EMPLOYEE RESPONDENTS IN 24 PARGANAS (N) DISTRICT

| SL. NO. | NAME OF THE GOVERNMENT EMPLOYEE RESPONDENT IN 24 PARGANAS (N) DISTRICT | SEX | AGE | ADDRESS | CONTACT NO. |
|---------|--|-----|-----|---------------|-------------|
| 1 | ARINDAM CHAKRABARTY | M | 38 | NEWBARACKPORE | 9831897070 |
| 2 | NABANEETA GUHA ROY | F | 32 | BIDHANNAGAR | 9874350334 |
| 3 | ANGSHUMITRA MUKHERJEE | F | 36 | BISHARPARA | 03325394535 |
| 4 | SARMISHTHA ROY | F | 37 | DUMDUM | 9830044758 |
| 5 | ABHIJIT MITRA | M | 48 | DUMDUM | 9831045872 |
| 6 | ABHIJIT GOSWAMI | M | 49 | DUMDUM | 03325566924 |
| 7 | BISWAJIT GOSWAMI | M | 58 | DUMDUM | 03325566924 |
| 8 | DIPANKAR DEBNATH | M | 39 | BARRACKPORE | 98789458961 |
| 9 | JONNY UL HAQUE | M | 26 | BARASAT | 8856992350 |
| 10 | INDRANI DAS | F | 37 | BARASAT | 9831024458 |
| 11 | SAYANTAN GUHA | M | 38 | BIDHAN NAGAR | 9830022569 |
| 12 | NUR UL HOSSAIN | M | 29 | BARASAT | 8874589630 |
| 13 | Z A SARKAR | M | 59 | BARRACKPORE | 9831145879 |
| 14 | NABANITA NANDI | F | 29 | BARASAT | 8896652031 |
| 15 | JAMSHED ALAM | M | 29 | BARASAT | 8897411256 |
| 16 | BAPI DAS | M | 45 | BASIRHAT | 8897455879 |
| 17 | UJAN GOSWAMI | M | 52 | BARASAT | 8879458220 |
| 18 | DEBJANI BASAK | F | 57 | BIDHANNAGAR | 9874587458 |
| 19 | RAJESHWARI PRAMANIK | F | 44 | BIDHANNAGAR | 9987844520 |
| 20 | SANKAR MUKHERJEE | M | 45 | BIDHANNAGAR | |
| 21 | DEBDATTA MUKHERJEE | M | 38 | BARRACKPORE | 9874587996 |
| 22 | DEBASISH GHOSH | M | 44 | BARASAT | 98318977874 |
| 23 | KUNTAL SARKAR | F | 48 | BARASAT | 9830046478 |
| 24 | SANGHAMITRA MUKHERJEE | F | 48 | BIDHAN NAGAR | 9830816654 |
| 25 | SUBHASISH MUKHERJEE | M | 49 | BIDHAN NAGAR | 9874785968 |

PART-D

TABLE 10.1

LIST OF NGO/ SOCIAL ACTIVIST RESPONDENTS IN DARJEELING DISTRICT

| SL. NO. | NAME OF THE NGO/SOCIAL ACTIVISTS RESPONDENT | SEX | AGE | ADDRESS | CONTACT NO. |
|---------|---|-----|-----|----------------|-------------|
| 1 | SHAHBAZ AHMED | M | 28 | DARJEELING | 9775811549 |
| 2 | SAROJ BISWAS | M | 39 | DARJEELING | 9832093880 |
| 3 | RAJARSHEE DASGUPTA | M | 29 | DARJEELING | 7407067776 |
| 4 | RAJESH MALLAY | M | 42 | DARJEELING | 9832042249 |
| 5 | GOURI SHRESTHA | F | 52 | OLT TEA GARDEN | 9800380083 |
| 6 | ARIF KHAN | M | 43 | DARJEELING | 9800380083 |
| 7 | AJAY PRADHAN | M | 34 | DARJEELING | 9800380083 |
| 8 | RAJESH TAMANG | M | 43 | DARJEELING | 9800380083 |
| 9 | SANJAY PRADHAN | M | 39 | DARJEELING | 9800380083 |
| 10 | AJAY LAMA | M | 26 | DARJEELING | |
| 11 | ASHOKE CHAKRABARTY | M | 45 | DARJEELING | 9800325689 |
| 12 | SUJOY CHAKRABARTY | M | 52 | DARJEELING | 9854612056 |
| 13 | TAHIR ISMAIL | M | 32 | DARJEELING | |
| 14 | TARIK ISMAIL | M | 40 | DARJEELING | |
| 15 | MOHAMMAD YUSUF | M | 28 | DARJEELING | 9858966325 |
| 16 | ZAKIR ALI | M | 63 | DARJEELING | |
| 17 | PRANAI LAMA | M | 22 | DARJEELING | |
| 18 | VINAY LAMA | M | 36 | DARJEELING | |
| 19 | RAJESH PRASAD | M | 52 | DARJEELING | 9836985420 |
| 20 | RAJIV PRASAD | M | 55 | DARJEELING | |
| 21 | SANJUKTA SINHA | F | 35 | DARJEELING | |
| 22 | SUDESHNA SINHA | F | 30 | DARJEELING | |
| 23 | SUKRIT MITER | M | 38 | DARJEELING | |
| 24 | SURAJIT SAMANTA | M | 55 | DARJEELING | 9887854558 |
| 25 | SANBAJIT CHANDRA | M | 35 | DARJEELING | 9887455210 |

TABLE 10.2

LIST OF NGO/ SOCIAL ACTIVIST RESPONDENTS IN ALIPURDUAR DISTRICT

| SL. NO. | NAME OF THE NGO/SOCIAL ACTIVISTS RESPONDENT OF ALIPURDUAR | SEX | AGE | ADDRESS | CONTACT NO. |
|---------|---|-----|-----|----------------|-------------------------|
| 1 | RAJU SARKAR | M | 52 | DEBIGARH PALLY | 9733259877 |
| 2 | BAKUL TOTO | M | 39 | TOTOTPARA | 9734034582 |
| 3 | HARENDRANATH SAIBA | M | 65 | MADARIHAT | 9735936647 |
| 4 | DIPA GOPE | F | 47 | BIRPARA | 9083631266 |
| 5 | SUROJIT DEY | M | 28 | BIRPARA | 9531624654 |
| 6 | ARINDITA BISWAS | F | 25 | GOPAL BAGAN | 7679705125 |
| 7 | SIPRA PAUL | F | 35 | SUBHAS PALLY | 8348101371 |
| 8 | PARAMITA SAHA | F | 30 | DINHATA | 9378339979 |
| 9 | ABHIJIT CHAKRABORTY | M | 48 | NASKARPARA | 9674457201 |
| 10 | AMIT MONDAL | M | 36 | DINHATA | iamamitmandal@gmail.com |
| 11 | SUSANTA DAS | M | 25 | DINHATA | 8101179725 |
| 12 | SUKHOMOY GUHA | M | 60 | KALIBARI | 9434426400 |
| 13 | JOYDIP MITRA | M | 40 | BIRPARA | 983025898 |
| 14 | SABITA SAMANTA | F | 54 | BIRPARA | |
| 15 | SANJAY PRADHAN | M | 45 | BIRPARA | 9375698214 |
| 16 | SAMIR AICH | M | 49 | NASKARPARA | |
| 17 | JOSEPH MATHEWS | M | 65 | NASKARPARA | |
| 18 | SUJOY NEOGI | M | 38 | BIRPARA | 9375489657 |
| 19 | JULIA SAMANTA | F | 23 | NASKARPARA | 9784562258 |
| 20 | ANIRUDDHA MUKHERJEE | M | 41 | DINHATA | 9732564487 |
| 21 | ANIRBAN PAL | M | 22 | DINHATA | 9756562235 |
| 22 | ALOK PAL | M | 34 | DINHATA | 9874588710 |
| 23 | ASHOK PAL | M | 36 | DINHATA | 9887458624 |
| 24 | SANJAY SINGH | M | 38 | DINHATA | 9732568974 |
| 25 | SURAJ GHOSH | M | 29 | BIRPARA | 9756894520 |

TABLE 10.3

LIST OF NGO/ SOCIAL ACTIVIST RESPONDENTS IN BANKURA DISTRICT

| SL. NO. | NAME OF THE NGO/SOCIAL ACTIVIST RESPONDENT IN BANKURA DISTRICT | SEX | AGE | ADDRESS | CONTACT NO. |
|---------|--|-----|-----|---------------|-------------|
| 1 | BABLU DAS | M | 44 | RANGA MATI | 9635186219 |
| 2 | MANAS BANERJEE | M | 33 | KANDUADIHI | 9475186924 |
| 3 | RUBY CHATTERJEE | F | 47 | ARABINDANAGAR | 9932292383 |
| 4 | ASIT BARAN MANDAL | M | 48 | GOSAIDIHI | 9474367246 |
| 5 | ANANDAAMAYEE MAJI | F | 60 | BEPARIHAT | 9475346919 |
| 6 | BANDANA DUTTA | F | 39 | KUCHKUCHIA | 9614326463 |
| 7 | GANGA LOHAR | M | 23 | RAJTALA | 7602221469 |
| 8 | KRISHN RAJAK | F | 34 | NOONGOLA | 9932263007 |
| 9 | ANJALI DEY | F | 36 | NOONGOLA | 9932263007 |
| 10 | PIALI BANERJEE | F | 24 | BELIATORE | |
| 11 | RAMA BANERJEE | F | 46 | BELIATORE | 9474142419 |
| 12 | PAYEL NAG | F | 14 | BELIATORE | |
| 13 | MOUSUMI NAG | F | 37 | BELIATORE | |
| 14 | SUNITI KUMAR NAG | M | 56 | BELIATORE | 9474631861 |
| 15 | BAPI MRIDHA | M | 30 | BELIETO | |
| 16 | MADHABI GHOSH | F | 58 | AGRASAL | 9474930332 |
| 17 | MAMATA GHOSH | F | 60 | SOLDA | 9775310662 |
| 18 | SUNITA RUI DAS | F | 34 | LAKHANPUR | 9734824328 |
| 19 | CHINA SUR | F | 41 | SITALDIHI | 9333336848 |
| 20 | SUMITRA MONDAL | F | 41 | KAYASTAPARA | 9851054396 |
| 21 | BIPDTARAN MONDAL | M | 60 | KAYASTHAPARA | |
| 22 | TAPAN SINGHA | M | 49 | BIKNA | 8016152868 |
| 23 | SUBHAS MONDAL | M | 55 | SITALDIHI | 9331547856 |
| 24 | TANVEER ALAM | M | 42 | SITALDIHI | 9335688970 |
| 25 | SOURAB NASKAR | M | 56 | SITALDIHI | 9333445896 |

TABLE 10.4

LIST OF NGO/ SOCIAL ACTIVIST RESPONDENTS IN 24 PARGANAS (N) DISTRICT

| SL. NO. | NAME OF THE NGO/SOCIAL ACTIVIST RESPONDENT IN 24 PARGANAS (N) DISTRICT | SEX | AGE | ADDRESS | CONTACT NO. |
|---------|--|-----|-----|--------------|--------------|
| 1 | DR DEBAL DEB | M | 52 | BARRACKPORE | 9432674377 |
| 2 | MARTYN BROWN | M | 65 | BARRACKPORE | 988402304 |
| 3 | DAVID ROE | M | 62 | BARRACKPORE | |
| 4 | DR ABHIJIT MITRA | M | 48 | DUM DUM | |
| 5 | TARAK KOLEY | M | 58 | DUM DUM | 9339723093 |
| 6 | AMIT KUNDU | M | 36 | DUMDUM | 9831566375 |
| 7 | BIBHU ADHIKARI | M | 36 | BARRACKPORE | 9830368679 |
| 8 | BINOTA ROY | F | 29 | BIDHAN NAGAR | 9830650758 |
| 9 | IRANI CHATTERJEE | F | 40 | DUM DUM | 9831036986 |
| 10 | KHITISH CHATTERJEE | M | 69 | DUM DUM | |
| 11 | NIKITA INDORIA | F | 26 | BIDHAN NAGAR | 9163510314 |
| 12 | PUSKAR BANERJEE | M | 30 | BARRACKPORE | 9051872845 |
| 13 | SAMARESH KUNDU | M | 29 | NEWTOWN | 9831556899 |
| 14 | SUMAN MONDAL | F | 35 | BARRACKPORE | 033254568975 |
| 15 | SOURAB SARAR | M | 35 | BARRACKPORE | 98658974120 |
| 16 | SAMUDRA SARKAR | M | 36 | DUM DUM | 9830816586 |
| 17 | SUKUMAR SARKAR | M | 65 | SANDESHKHALI | 98758945632 |
| 18 | SUBHANUR ROY | M | 30 | SANDESHKHALI | 98567894587 |
| 19 | SOURASISH BANERJEE | M | 27 | BARRACKPORE | 90589754632 |
| 20 | ARKA NAG | M | 21 | BARRACKPORE | 98745823214 |
| 21 | TANUSREE NAG | F | 30 | BIDHAN NAGAR | 8856922356 |
| 22 | VEEAS MUKHERJEE | M | 25 | BIDHAN NAGAR | 9958745896 |
| 23 | SANTOSH ROY | M | 29 | BARRACKPORE | 9836985544 |
| 24 | BIKASH ROY | M | 59 | BARRACKPORE | 9885689722 |
| 25 | JOYDEEP GANGULY | M | 32 | BARRACKPORE | 9831897003 |

6.3. Sample Design

As reflected above, the universe has been divided into four categories and each of these categories is to be taken separately and shall be assessed across the four districts selected for the purpose of opinion survey. In other words, we shall in the following lines take each of the categories separately and assess the conditions in all four districts, namely, Darjeeling, Alipurduar, Bankura and 24 Parganas (North).

Data analysis with the aid of Charts (Figure 1.1-1.28; 2.1-2.10; 3.1-3.10 and 4.1-4.23) are made by the researcher for the Tribals, Non Tribals, Government Employees and NGO/Social Activists respectively for the selected four districts of West Bengal. The charts are separated into four parts for convenience in analysis.

1. One for the Tribals with four selected districts namely Darjeeling, Alipurduar, Bankura and 24 Parganas (North).
2. Second, for the Non-Tribals with the four selected districts namely Darjeeling, Alipurduar, Bankura and 24 Parganas (North).
3. Third, for the Government Employees with the four selected districts namely Darjeeling, Alipurduar, Bankura and 24 Parganas (North) and
4. Four, for the NGO/Social Activists with the four selected districts namely Darjeeling, Alipurduar, Bankura and 24 Parganas (North).

6.3.1. TRIBALS

1.

The first question that was put to the respondents was divided into three sub-parts a, b and c.

The question that was put in part (a) was, “Have you got any education from school?”

The positive answer received in each districts are as follows:

- i. DARJEELING 24 %
- ii. ALIPURDUAR 08 %
- iii. BANKURA 04 % and
- iv. 24 PARGANAS (N) 60 %

The negative answer received in each district is as follows:

- i. DARJEELING 76 %
- ii. ALIPURDUAR 92 %
- iii. BANKURA 96 % and
- iv. 24 PARGANAS (N) 40 %

Therefore the first part of the first question gives us an impression that overall in every district tribals have been deprived from basic elementary knowledge of primary education as majority in the entire district has never visited any school. However, the scenario is a bit different in 24 Parganas (N) as a modest 60% has stated that they got education from school. The reasons are clear as to why the tribals fail to represent their communities in the higher educational level.

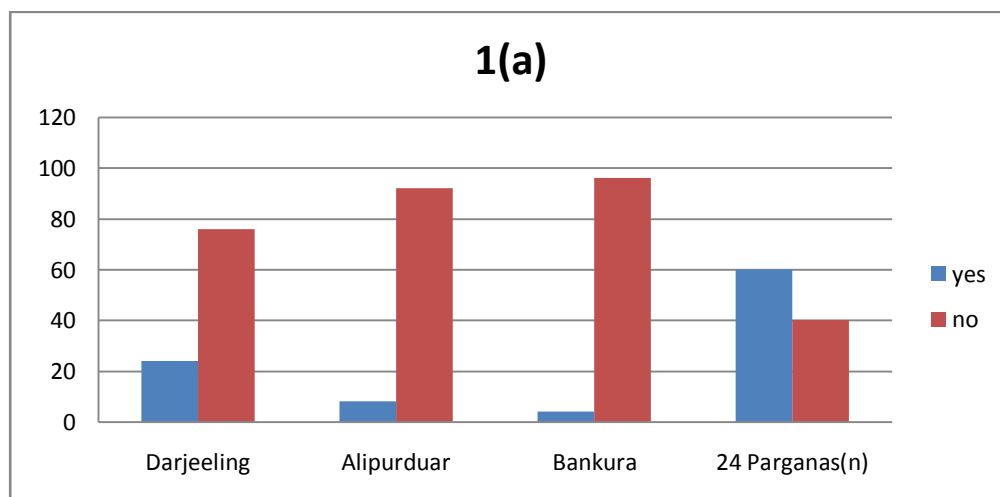


Figure 1.1 Tribal Question 1(a)

The question that was put in part (b) was, “Do you send your children to school?”

The positive answer received in each districts is as follows:

- i. DARJEELING 60 %
- ii. ALIPURDUAR 68 %
- iii. BANKURA 52 % and
- iv. 24 PARGANAS (N) 84 %

The negative answer received in each district is as follows:

- i. DARJEELING 40 %
- ii. ALIPURDUAR 32 %
- iii. BANKURA 48 % and
- iv. 24 PARGANAS (N) 16 %

Therefore the second part of the first question gives us an impression that overall the majority of the tribals in every district are sending their children and younger ones to school. It is understandable, that the majority of tribals today have understood the importance of education and are supporting the idea of sending their younger ones to schools. But it must also be understood that the district of Bankura is the worse amongst the districts surveyed as 52% of tribals do not send their children to school.

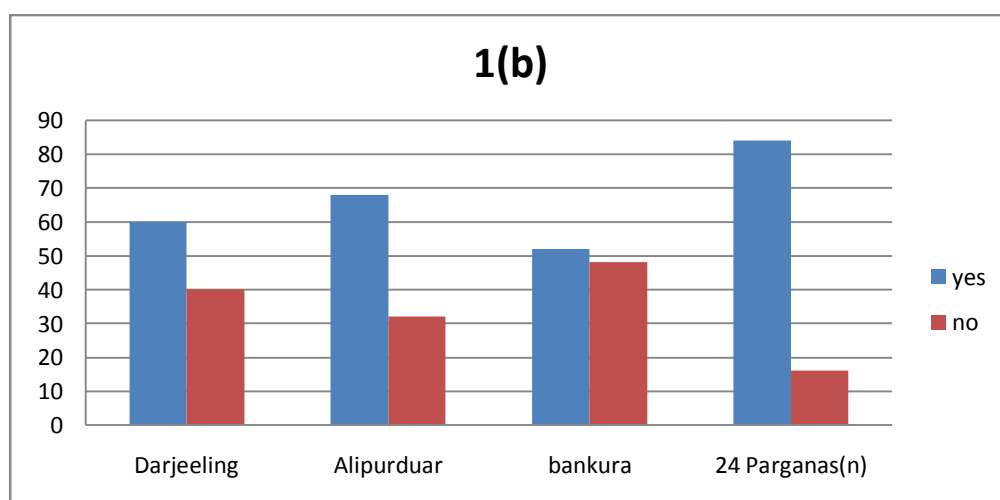


Figure 1.2 Tribal Question 1(b)

The question that was put in part (c) was, “Do you make sure that your children get the traditional method of education?”

The positive answer received in each districts are as follows:

- i. DARJEELING 40 %
- ii. ALIPURDUAR 48 %
- iii. BANKURA 84 % and
- iv. 24 PARGANAS (N) 08 %

The negative answer received in each district is as follows:

- i. DARJEELING 60 %
- ii. ALIPURDUAR 52 %
- iii. BANKURA 16 % and
- iv. 24 PARGANAS (N) 92 %

Therefore the third part of the first question gives us an impression that only the district of Bankura has pass on their traditional education to their wards. But there is mixed reaction as to the districts of Darjeeling and Alipurduar where only 40% and 48% of the tribals insist on giving their children their traditional knowledge. The situation is worse in 24 Parganas (N) as an overwhelming 92% do no insist of passing on their indigenous knowledge.

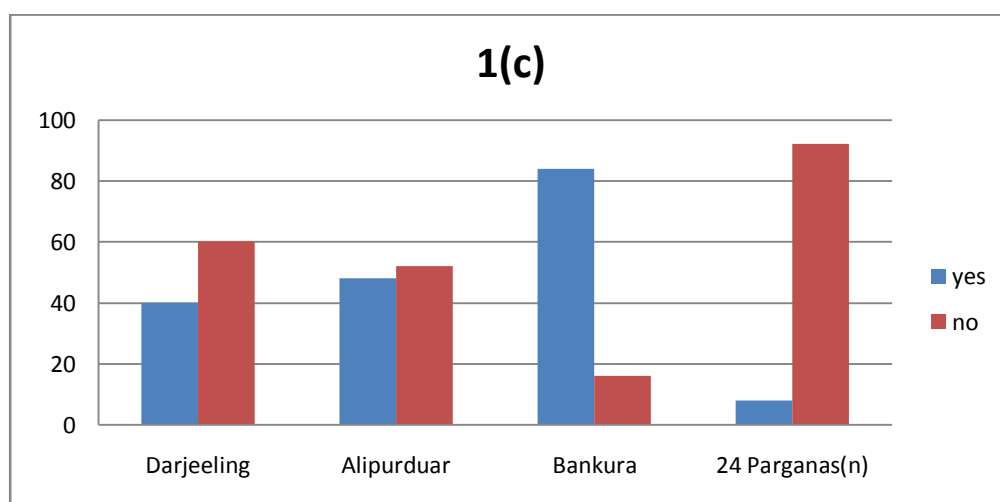


Figure 1.3 Tribal Question 1(c)

2.

The second question that was put to the respondents was divided into three sub-parts a, b and c.

The question that was put in part (a) was, “Do you stay in your ancestral land?”

The positive answer received in each districts are as follows:

| | | | |
|------|-----------------|-----|-------|
| i. | DARJEELING | 92 | % |
| ii. | ALIPURDUAR | 92 | % |
| iii. | BANKURA | 100 | % and |
| iv. | 24 PARGANAS (N) | 20 | % |

The negative answer received in each district is as follows:

| | | | |
|------|-----------------|----|-------|
| i. | DARJEELING | 08 | % |
| ii. | ALIPURDUAR | 08 | % |
| iii. | BANKURA | 00 | % and |
| iv. | 24 PARGANAS (N) | 80 | % |

Therefore the first part of the second question gives us an impression that overall in the two districts of North Bengal and Bankura from South Bengal provides the basic information that the tribals are continuing on their ancestral lands, except the respondents in the district of North 24 Parganas where the majority of tribal respondents are not staying in their ancestral lands.

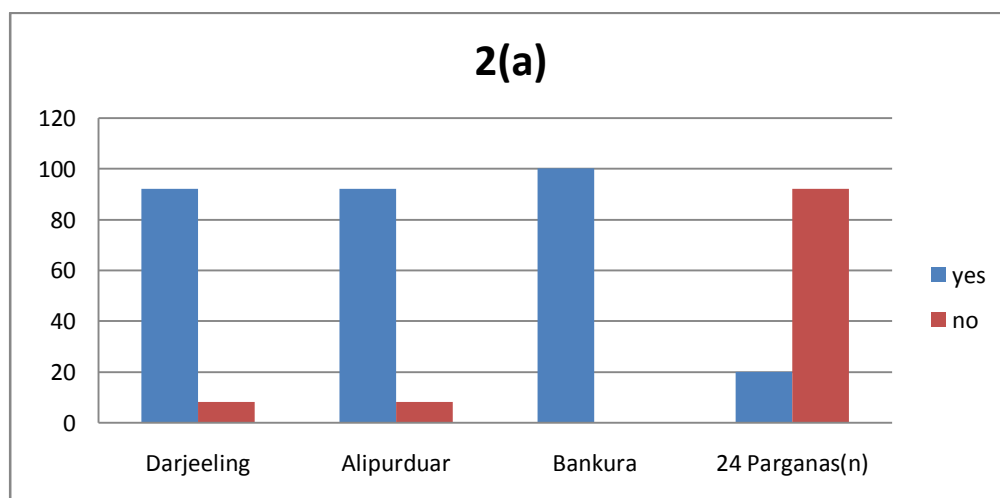


Figure 1.4 Tribal Question 2(a)

The question that was put in part (b) was, “Do you carry on the ancestral profession?”

The positive answer received in each districts is as follows:

| | | | |
|------|-----------------|----|-------|
| i. | DARJEELING | 52 | % |
| ii. | ALIPURDUAR | 84 | % |
| iii. | BANKURA | 96 | % and |
| iv. | 24 PARGANAS (N) | 64 | % |

The negative answer received in each district is as follows:

| | | | |
|------|-----------------|----|-------|
| i. | DARJEELING | 48 | % |
| ii. | ALIPURDUAR | 16 | % |
| iii. | BANKURA | 04 | % and |
| iv. | 24 PARGANAS (N) | 36 | % |

Therefore the second part of the second question gives us an impression that overall in every district tribals are carrying on their ancestral profession. The district that got te overwhelming majority with 96% is the district of Bankura.

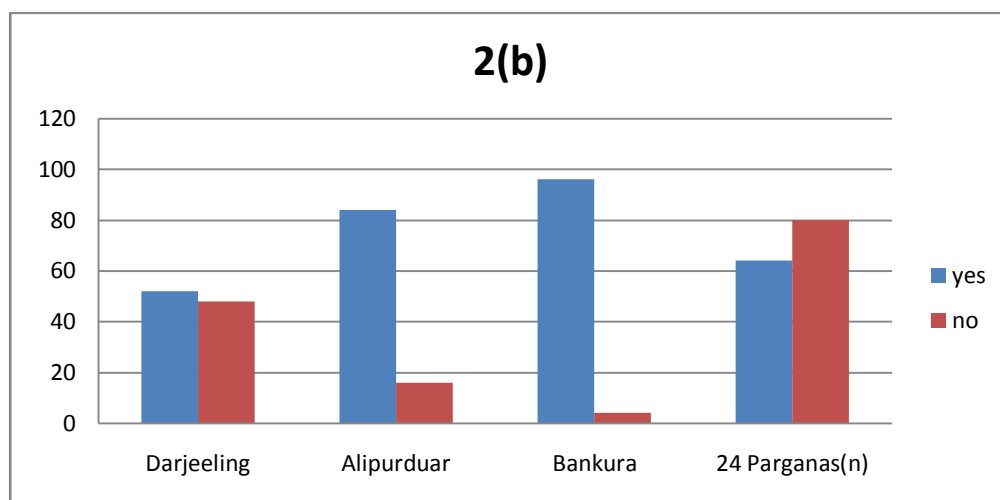


Figure 1.5 Tribal Question 2(b)

The question that was put in part (c) was, “Have you or your immediate parents been dispossessed from your land?”

The positive answer received in each districts are as follows:

- i. DARJEELING 00 %
- ii. ALIPURDUAR 00 %
- iii. BANKURA 00 % and
- iv. 24 PARGANAS (N) 24 %

The negative answer received in each district is as follows:

- i. DARJEELING 100 %
- ii. ALIPURDUAR 100 %
- iii. BANKURA 100 % and
- iv. 24 PARGANAS (N) 76 %

Therefore the third part of the second question gives us an impression that overall in every district, tribals are not dispossessed from their land. The survey reflects no cases of such displacement in Alipurduar, Bankura and Darjeeling and a limited 25 % case of displacement in North 24Parganas.

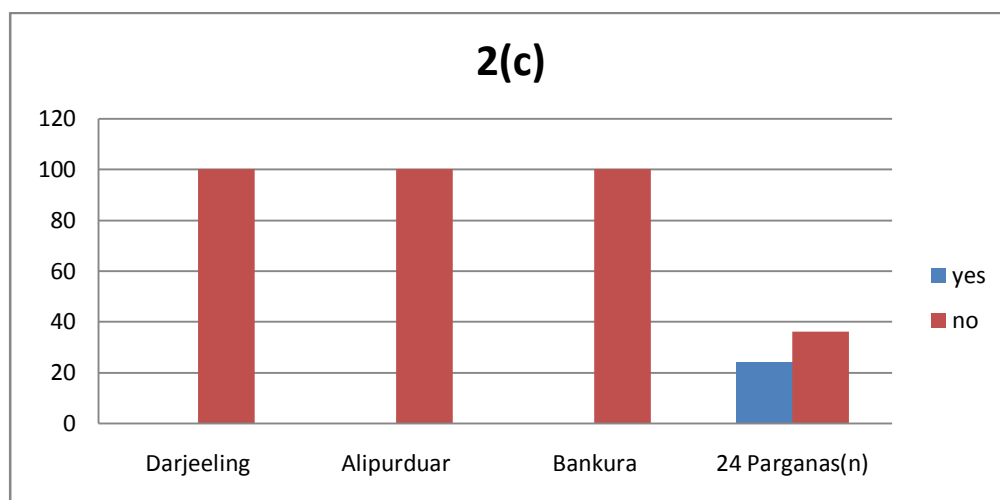


Figure 1.6 Tribal Question 2(c)

3.

The third question that was put to the respondents was divided into three sub-parts a, b and c.

The question that was put in part (a) was, “Have you been subjected to any act of atrocity?”

The positive answer received in each districts are as follows:

| | | | |
|------|-----------------|----|-------|
| i. | DARJEELING | 00 | % |
| ii. | ALIPURDUAR | 00 | % |
| iii. | BANKURA | 00 | % and |
| iv. | 24 PARGANAS (N) | 24 | % |

The negative answer received in each district is as follows:

| | | | |
|------|-----------------|-----|-------|
| i. | DARJEELING | 100 | % |
| ii. | ALIPURDUAR | 100 | % |
| iii. | BANKURA | 100 | % and |
| iv. | 24 PARGANAS (N) | 76 | % |

Therefore the first part of the third question gives us an impression that overall in every district tribals have not been affected with cases of atrocities against them with a few exceptions in the district of 24 Parganas (N).

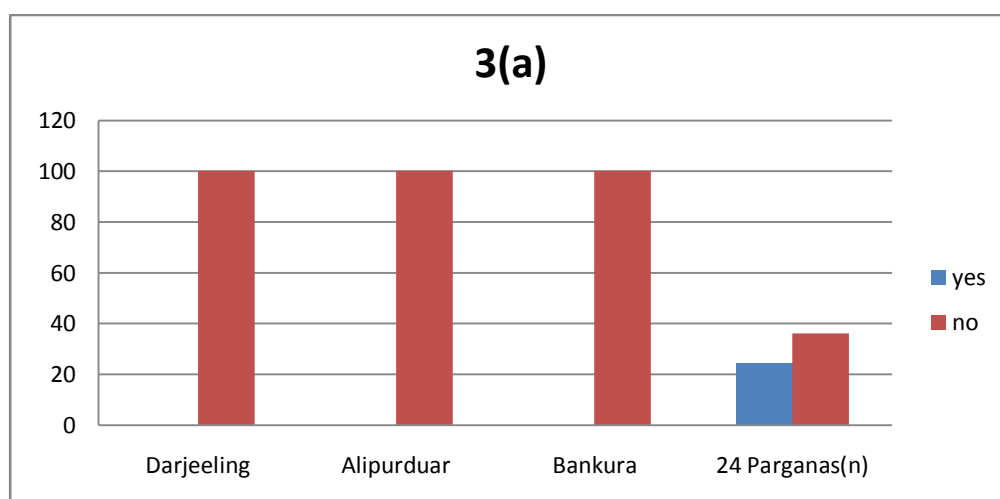


Figure 1.7 Tribal Question 3(a)

The question that was put in part (b) was, “Do you take any legal recourse against such act?”

The positive answer received in each districts is as follows:

- i. DARJEELING 00 %
- ii. ALIPURDUAR 00 %
- iii. BANKURA 00 % and
- iv. 24 PARGANAS (N) 04 %

The negative answer received in each district is as follows:

- i. DARJEELING 100 %
- ii. ALIPURDUAR 100 %
- iii. BANKURA 100 % and
- iv. 24 PARGANAS (N) 96 %

Therefore the second part of the third question gives us an impression that overall in every district, tribals have almost never taken any legal course.

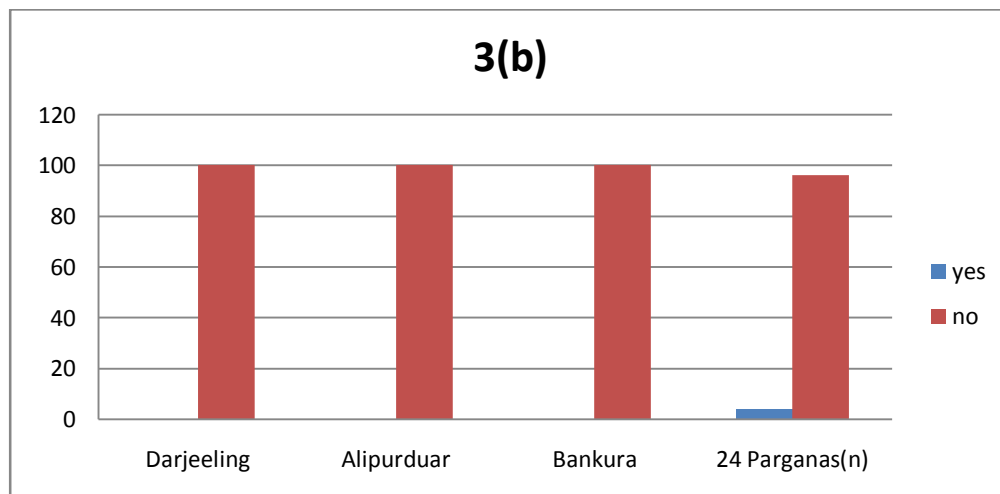


Figure 1.8 Tribal Question 3(b)

The question that was put in part (c) was, “Do these acts recur?”

The positive answer received in each districts are as follows:

- i. DARJEELING 00 %
- ii. ALIPURDUAR 00 %
- iii. BANKURA 00 % and
- iv. 24 PARGANAS (N) 08 %

The negative answer received in each district is as follows:

- i. DARJEELING 100 %
- ii. ALIPURDUAR 100 %
- iii. BANKURA 100 % and
- iv. 24 PARGANAS (N) 92 %

Therefore the third part of the third question gives us an impression that overall in every district tribals have not faces any recurrence of any act of atrocities except the district of North 24 Parganas where around 8 percent of cases these acts of atrocities have recurred.

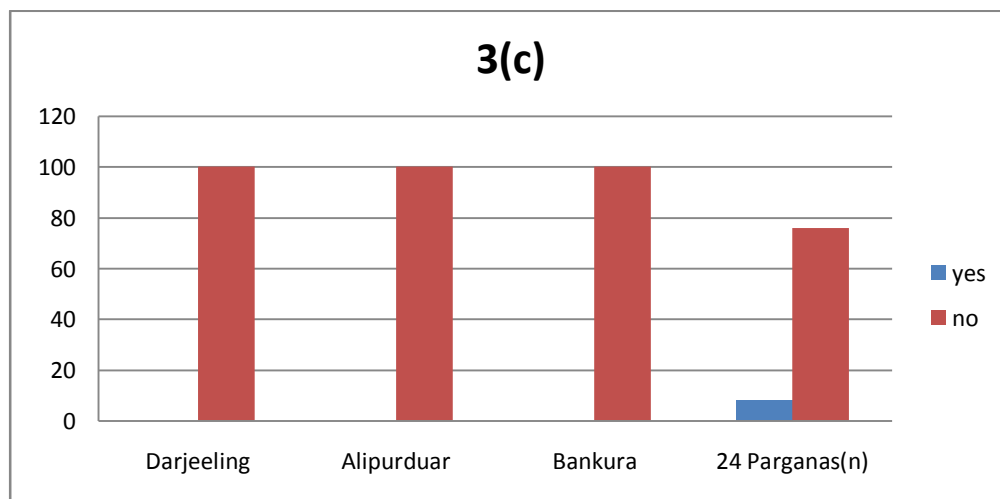


Figure 1.9 Tribal Question 3(c)

4.

The fourth question that was put to the respondents was divided into three sub-parts a, b and c.

The question that was put in part (a) was, “Do you know about any self occupational scheme for tribals?”

The positive answer received in each districts are as follows:

| | | | |
|------|-----------------|----|-------|
| i. | DARJEELING | 20 | % |
| ii. | ALIPURDUAR | 24 | % |
| iii. | BANKURA | 04 | % and |
| iv. | 24 PARGANAS (N) | 36 | % |

The negative answer received in each district is as follows:

| | | | |
|------|-----------------|----|-------|
| i. | DARJEELING | 80 | % |
| ii. | ALIPURDUAR | 76 | % |
| iii. | BANKURA | 96 | % and |
| iv. | 24 PARGANAS (N) | 64 | % |

Therefore the first part of the fourth question gives us an impression that overall in every district the majority of tribals are not aware of any self occupational scheme run by the government. This is very surprising as there have been many self occupational schemes run by the government of west Bengal, but the lack of awareness amongst the tribals have basically deprived them of such schemes.

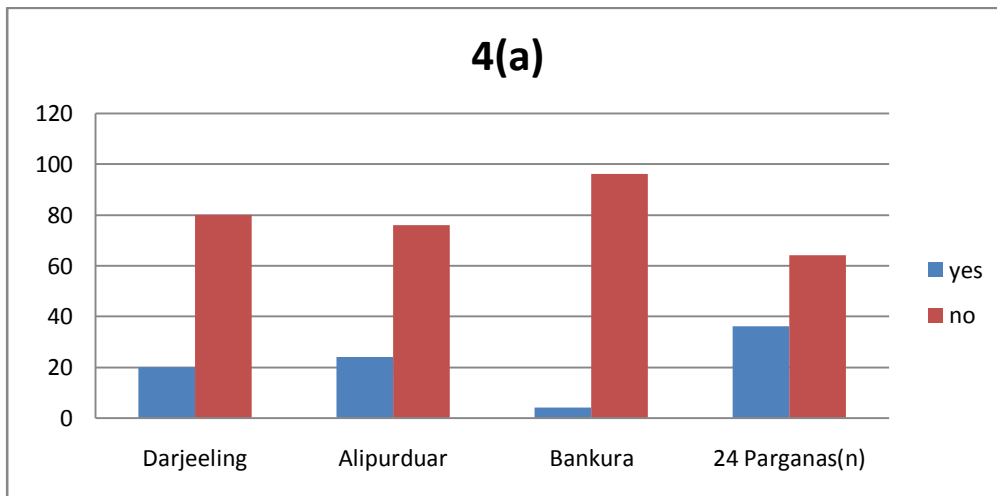


Figure 1.10 Tribal Question 4(a)

The question that was put in part (b) was, “Have you or any of your family members got any assistance from such schemes, if any?”

The positive answer received in each districts is as follows:

- i. DARJEELING 00 %
- ii. ALIPURDUAR 00 %
- iii. BANKURA 00 % and
- iv. 24 PARGANAS (N) 00 %

The negative answer received in each district is as follows:

- i. DARJEELING 100 %
- ii. ALIPURDUAR 100 %
- iii. BANKURA 100 % and
- iv. 24 PARGANAS (N) 100 %

Therefore the second part of the fourth question gives us an impression that overall in every district the tribal respondents have not received a single government assistance from any self occupational schemes.

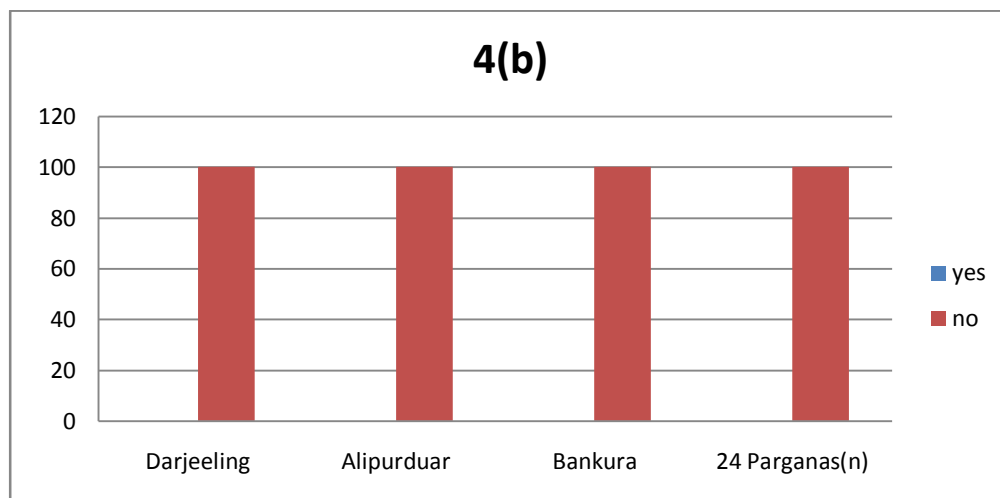


Figure 1.11 Tribal Question 4(b)

The question that was put in part (c) was, “Do you expect more schemes from the government?”

The positive answer received in each districts are as follows:

- i. DARJEELING 100 %
- ii. ALIPURDUAR 100 %
- iii. BANKURA 100 % and
- iv. 24 PARGANAS (N) 100 %

The negative answer received in each district is as follows:

- i. DARJEELING 00 %
- ii. ALIPURDUAR 00 %
- iii. BANKURA 00 % and
- iv. 24 PARGANAS (N) 00 %

Therefore the third part of the fourth question gives us an impression that overall in every district tribals equivocally expects more schemes from the government. However, more awareness schemes must be taken to make use of these schemes.

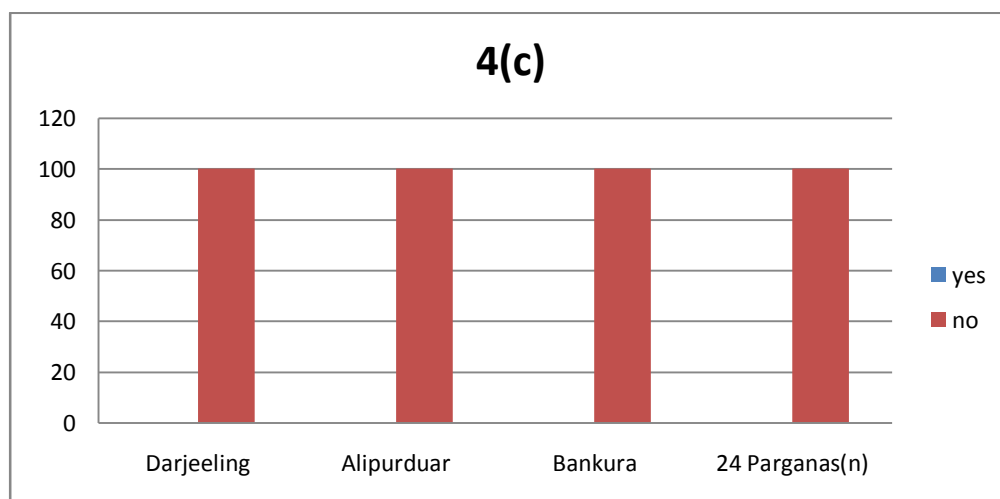


Figure 1.12 Tribal Question 4(c)

5.

The fifth question that was put to the respondents was divided into three sub-parts a, b and c.

The question that was put in part (a) was, “Would returning land solve the economic problems of the tribals?”

The positive answer received in each districts are as follows:

| | | | |
|------|-----------------|----|-------|
| i. | DARJEELING | 96 | % |
| ii. | ALIPURDUAR | 76 | % |
| iii. | BANKURA | 96 | % and |
| iv. | 24 PARGANAS (N) | 66 | % |

The negative answer received in each district is as follows:

| | | | |
|------|-----------------|----|-------|
| i. | DARJEELING | 04 | % |
| ii. | ALIPURDUAR | 24 | % |
| iii. | BANKURA | 04 | % and |
| iv. | 24 PARGANAS (N) | 34 | % |

Therefore the first part of the fifth question gives us an impression that overall in every district tribals think that wherever land has been encroached, returning of such land would solve the economic problems of the tribals.

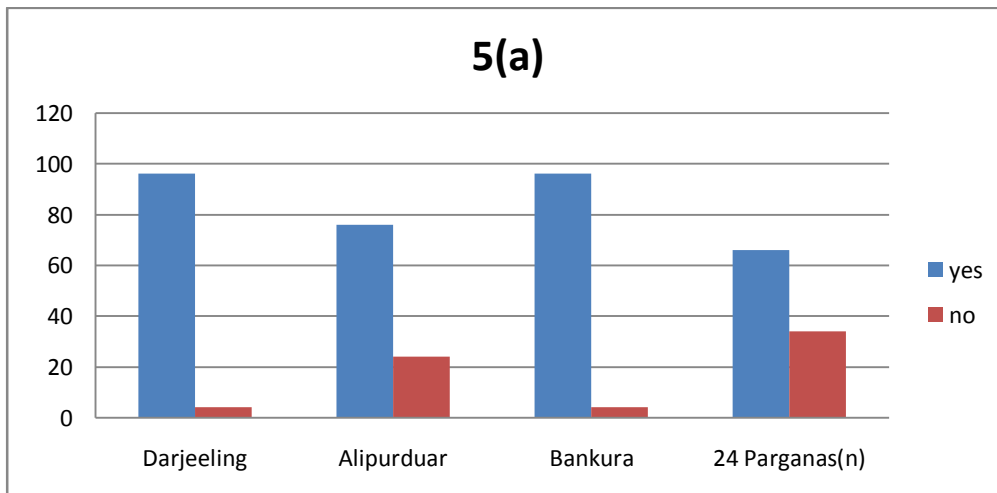


Figure 1.13 Tribal Question 5(a)

The question that was put in part (b) was, “Do you suggest ‘job for land’, in case of displacement of tribes?”

The positive answer received in each districts is as follows:

- i. DARJEELING 100 %
- ii. ALIPURDUAR 100 %
- iii. BANKURA 100 % and
- iv. 24 PARGANAS (N) 100 %

The negative answer received in each district is as follows:

- i. DARJEELING 00 %
- ii. ALIPURDUAR 00 %
- iii. BANKURA 00 % and
- iv. 24 PARGANAS (N) 00 %

Therefore the second part of the fifth question gives us an impression that overall in every district all the tribal respondents supported the view of job for land.

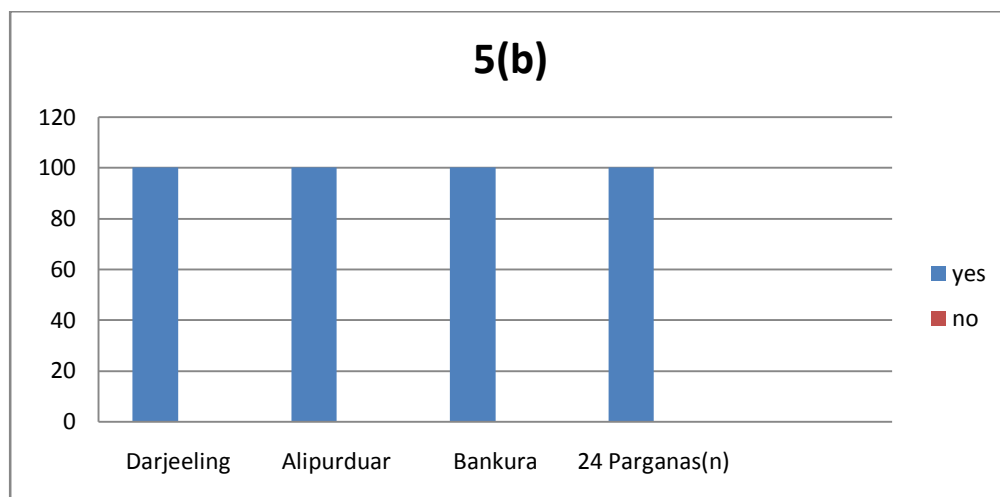


Figure 1.14 Tribal Question 5(b)

The question that was put in part (c) was, “Do you suggest both job and monetary compensation in case of displacement of tribes?”

The positive answer received in each districts are as follows:

- i. DARJEELING 100 %
- ii. ALIPURDUAR 100 %
- iii. BANKURA 100 % and
- iv. 24 PARGANAS (N) 100 %

The negative answer received in each district is as follows:

- i. DARJEELING 00 %
- ii. ALIPURDUAR 00 %
- iii. BANKURA 00 % and
- iv. 24 PARGANAS (N) 00 %

Therefore the third part of the fifth question gives us an impression that overall in every district cent percent of tribals supports both job and monetary compensation for land.

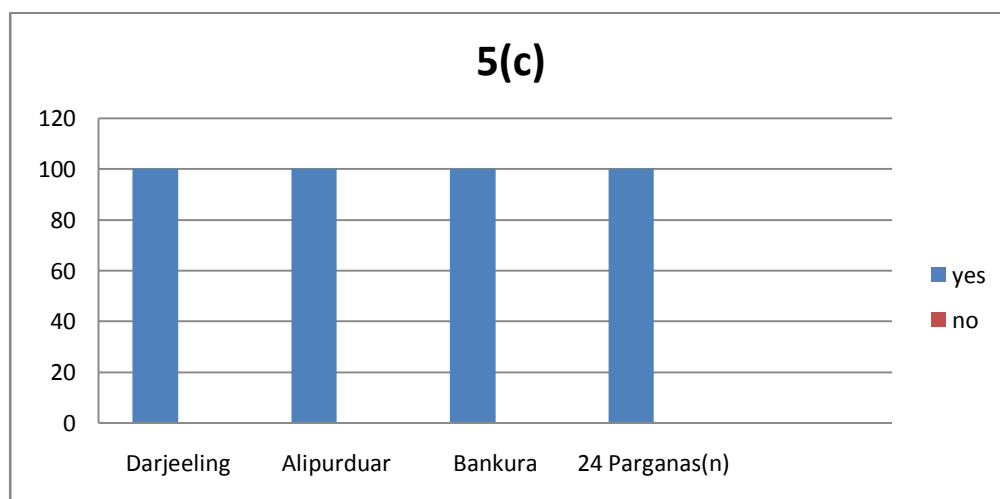


Figure 1.15 Tribal Question 5(c)

6.

The sixth question that was put to the respondents was divided into three sub-parts a, b and c.

The question that was put in part (a) was, “In case of any minor health related issues, do you use the traditional method of healing?”

The positive answer received in each districts are as follows:

- i. DARJEELING 80 %
- ii. ALIPURDUAR 84 %
- iii. BANKURA 84 % and
- iv. 24 PARGANAS (N) 66 %

The negative answer received in each district is as follows:

- i. DARJEELING 20 %
- ii. ALIPURDUAR 16 %
- iii. BANKURA 16 % and
- iv. 24 PARGANAS (N) 34 %

Therefore the first part of the sixth question gives us an impression that overall in every district tribals still use the traditional method of healing.

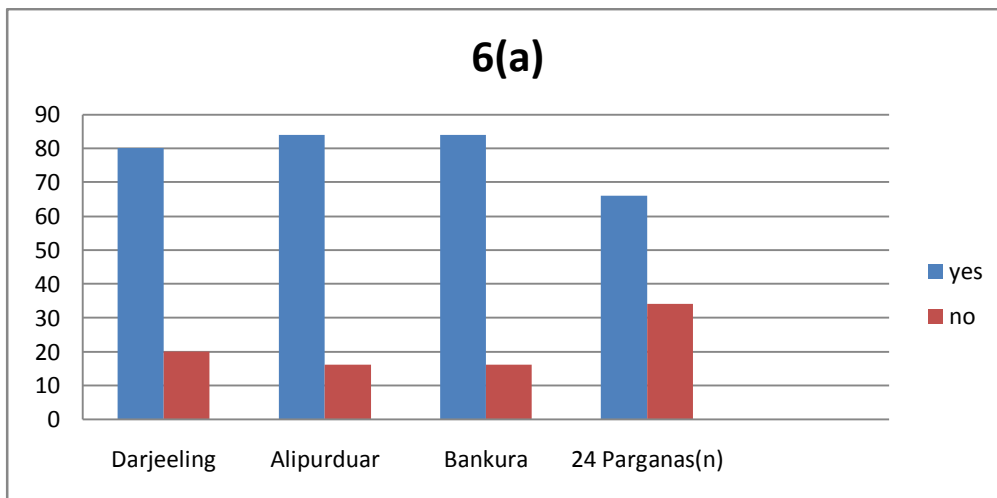


Figure 1.16 Tribal Question 6(a)

The question that was put in part (b) was, “Is there any health centre/hospital of the government in the vicinity?”

The positive answer received in each districts is as follows:

| | | | |
|-------------|-----------------|-----|-------|
| i. | DARJEELING | 100 | % |
| ii. | ALIPURDUAR | 100 | % |
| iii. | BANKURA | 92 | % and |
| iv. | 24 PARGANAS (N) | 100 | % |

The negative answer received in each district is as follows:

| | | | |
|-------------|-----------------|----|-------|
| i. | DARJEELING | 00 | % |
| ii. | ALIPURDUAR | 00 | % |
| iii. | BANKURA | 08 | % and |
| iv. | 24 PARGANAS (N) | 00 | % |

Therefore the second part of the sixth question gives us an impression that overall in every district tribals find health centre/hospital of the government in the vicinity.

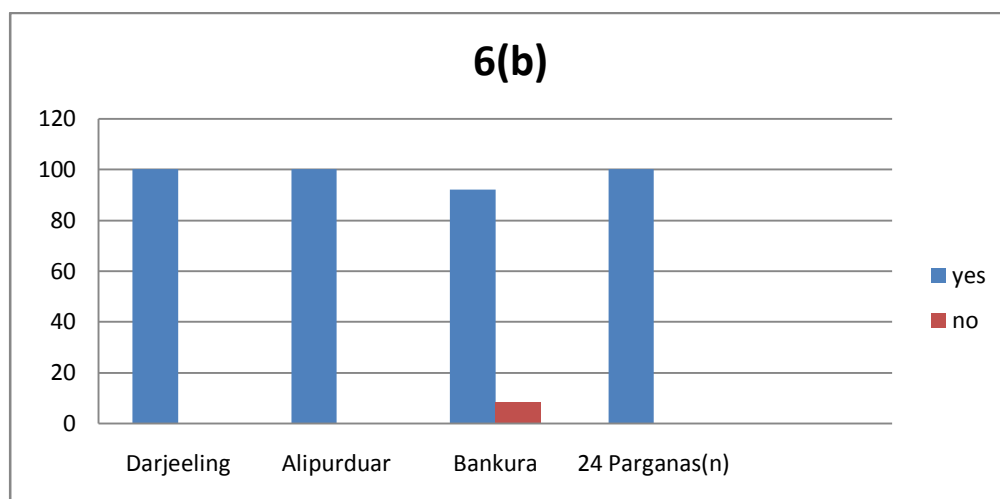


Figure 1.17 Tribal Question 6(b)

The question that was put in part (c) was, “Have you ever visited such health centre/hospital for yourself or your family?”

The positive answer received in each districts are as follows:

- i. DARJEELING 100 %
- ii. ALIPURDUAR 100 %
- iii. BANKURA 100 % and
- iv. 24 PARGANAS (N) 100 %

The negative answer received in each district is as follows:

- i. DARJEELING 00 %
- ii. ALIPURDUAR 00 %
- iii. BANKURA 00 % and
- iv. 24 PARGANAS (N) 00 %

Therefore the third part of the sixth question gives us an impression that overall in every district all the tribal respondents visited such health centre/hospital.

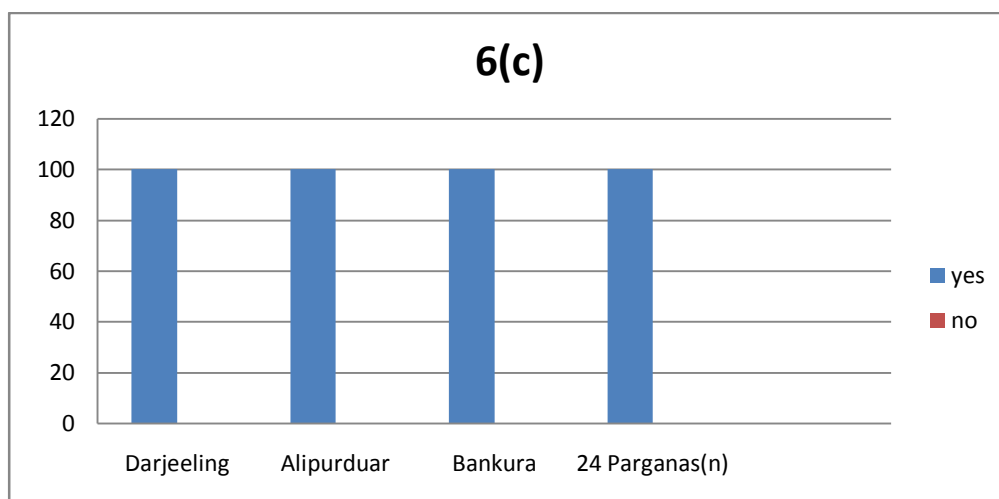


Figure 1.18 Tribal Question 6(c)

7.

The seventh question that was put to the respondents was divided into three sub-parts a, b and c.

The question that was put in part (a) was, “Do you participate in various tribal cultural programs?”

The positive answer received in each districts are as follows:

| | | | |
|------|-----------------|----|-------|
| i. | DARJEELING | 52 | % |
| ii. | ALIPURDUAR | 52 | % |
| iii. | BANKURA | 52 | % and |
| iv. | 24 PARGANAS (N) | 76 | % |

The negative answer received in each district is as follows:

| | | | |
|------|-----------------|----|-------|
| i. | DARJEELING | 48 | % |
| ii. | ALIPURDUAR | 48 | % |
| iii. | BANKURA | 48 | % and |
| iv. | 24 PARGANAS (N) | 24 | % |

Therefore the first part of the seventh question gives us an impression that overall in every district tribals participate in various cultural activities. However, the results are not overwhelming as only a simple majority was achieved in the districts.

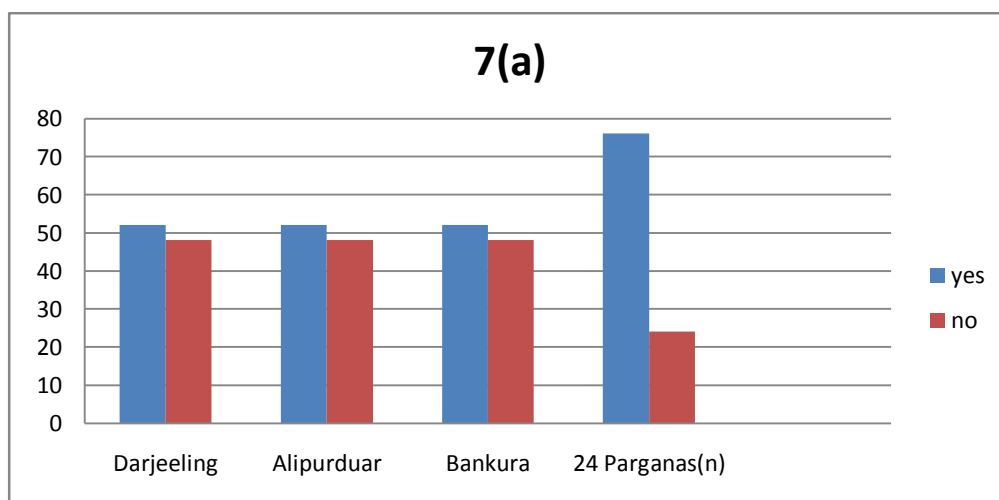


Figure 1.19 Tribal Question 7(a)

The question that was put in part (b) was, “Have the participation increased over the years?”

The positive answer received in each districts is as follows:

- i. DARJEELING 72 %
- ii. ALIPURDUAR 76 %
- iii. BANKURA 52 % and
- iv. 24 PARGANAS (N) 76 %

The negative answer received in each district is as follows:

- i. DARJEELING 28 %
- ii. ALIPURDUAR 24 %
- iii. BANKURA 48 % and
- iv. 24 PARGANAS (N) 24 %

Therefore the second part of the seventh question gives us an impression that overall in every district tribals have increasingly participated in various cultural activities.

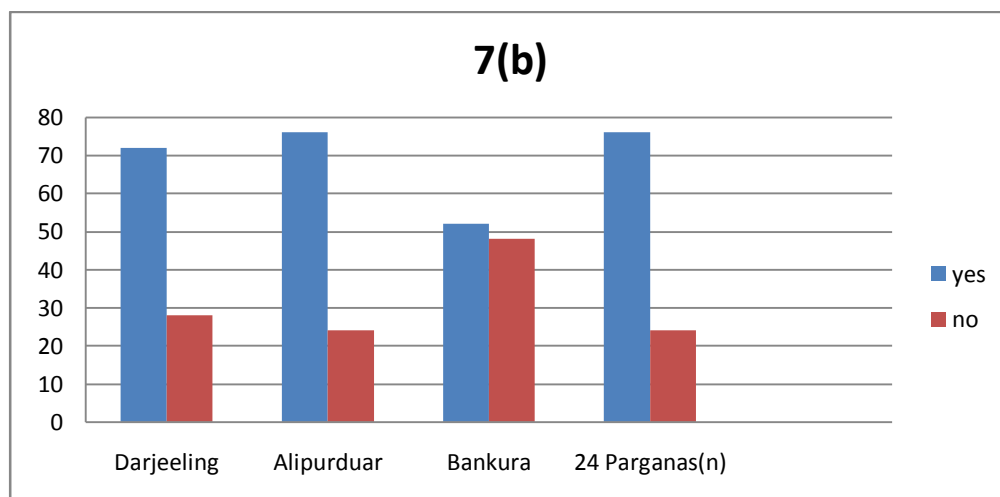


Figure 1.20 Tribal Question 7(b)

The question that was put in part (c) was, “Have the government come forward to organise such events?”

The positive answer received in each districts are as follows:

- i. DARJEELING 92 %
- ii. ALIPURDUAR 96 %
- iii. BANKURA 52 % and
- iv. 24 PARGANAS (N) 88 %

The negative answer received in each district is as follows:

- i. DARJEELING 08 %
- ii. ALIPURDUAR 04 %
- iii. BANKURA 48 % and
- iv. 24 PARGANAS (N) 12 %

Therefore the third part of the seventh question gives us an impression that overall in every district tribals think that the participation of the government in various cultural events have increased.

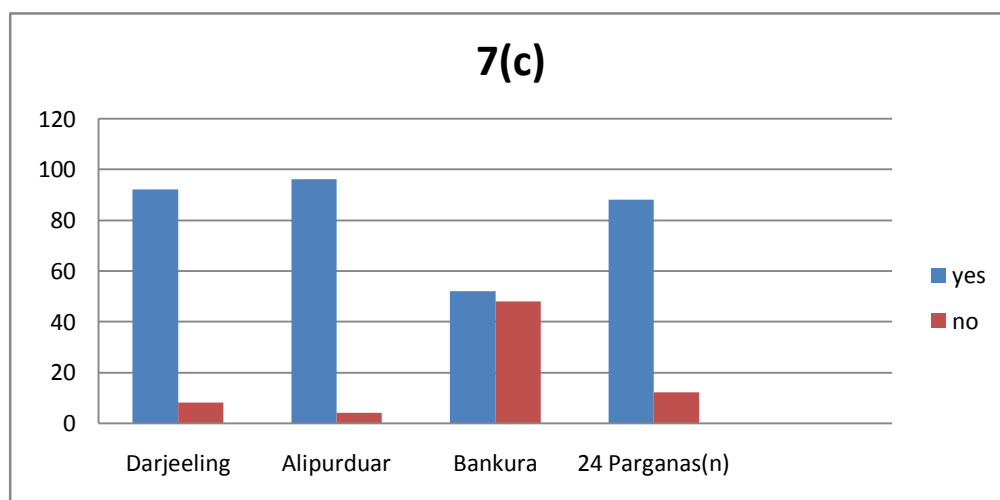


Figure 1.21 Tribal Question 7(c)

8.

The eighth question that was put to the respondents was divided into three sub-parts a, b and c.

The question that was put in part (a) was, “Do you know the concept of Below Poverty Level (BPL Card)?”

The positive answer received in each districts are as follows:

- i. DARJEELING 100 %
- ii. ALIPURDUAR 100 %
- iii. BANKURA 100 % and
- iv. 24 PARGANAS (N) 100 %

The negative answer received in each district is as follows:

- i. DARJEELING 00 %
- ii. ALIPURDUAR 00 %
- iii. BANKURA 00 % and
- iv. 24 PARGANAS (N) 00 %

Therefore the first part of the eighth question gives us an impression that overall in every district all the tribal respondents know what BPL Card is.

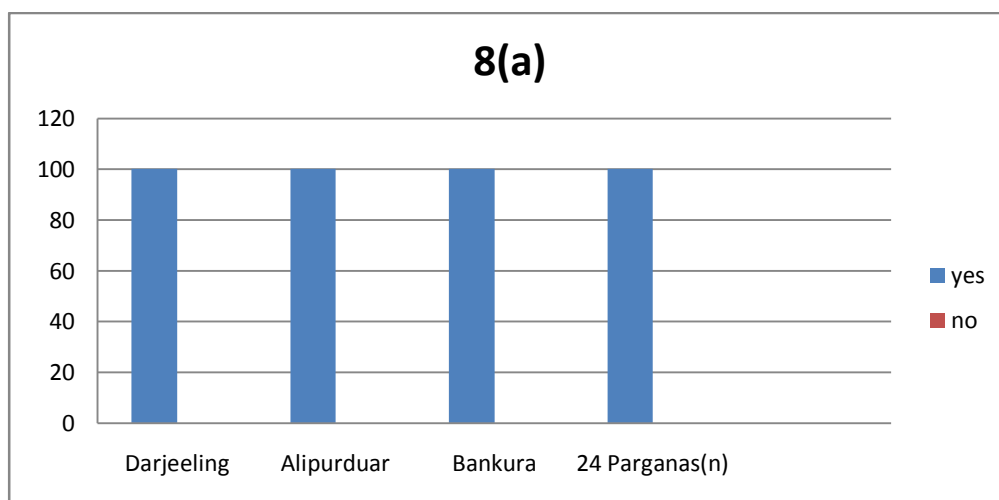


Figure 1.22 Tribal Question 8(a)

The question that was put in part (b) was, “Do you possess BPL Card?”

The positive answer received in each districts is as follows:

- i. DARJEELING 66 %
- ii. ALIPURDUAR 92 %
- iii. BANKURA 92 % and
- iv. 24 PARGANAS (N) 52 %

The negative answer received in each district is as follows:

- i. DARJEELING 34 %
- ii. ALIPURDUAR 08 %
- iii. BANKURA 08 % and
- iv. 24 PARGANAS (N) 48 %

Therefore the second part of the eighth question gives us an impression that overall in every district tribals have got heir BPL Card.

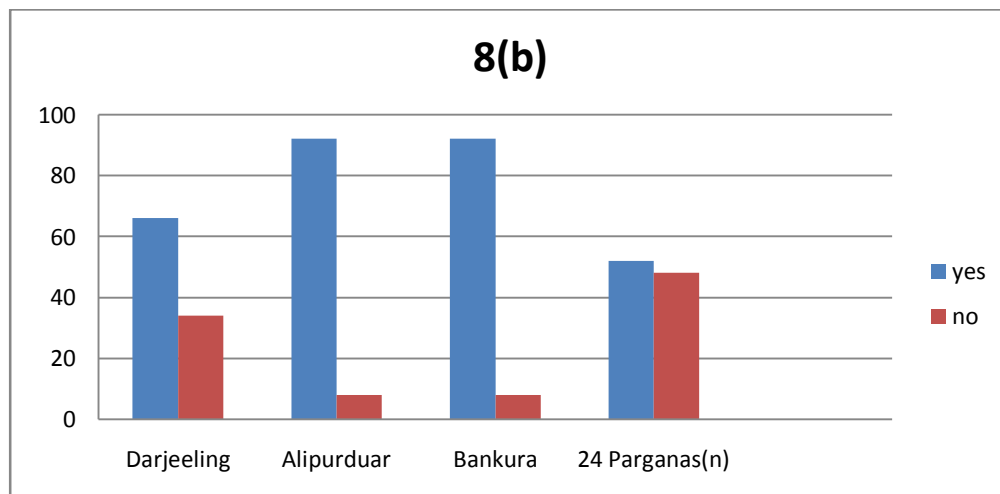


Figure 1.23 Tribal Question 8(b)

The question that was put in part (c) was, “Do you think everyone below BPL in your locality have got the BPL Card?”

The positive answer received in each districts are as follows:

- i. DARJEELING 72 %
- ii. ALIPURDUAR 80 %
- iii. BANKURA 84 % and
- iv. 24 PARGANAS (N) 96 %

The negative answer received in each district is as follows:

- i. DARJEELING 28 %
- ii. ALIPURDUAR 20 %
- iii. BANKURA 16 % and
- iv. 24 PARGANAS (N) 04 %

Therefore the third part of the eighth question gives us an impression that overall in every district tribals think that some people have not got their BPL Card.

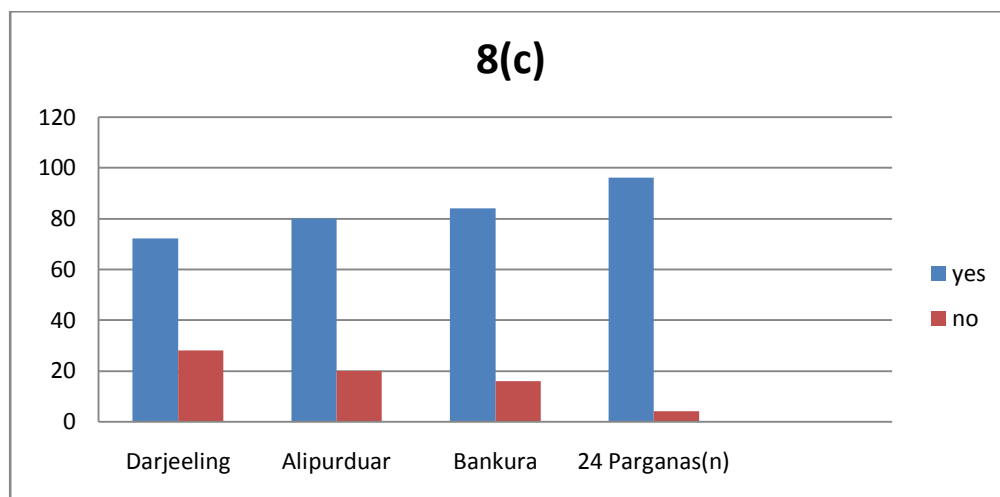


Figure 1.24 Tribal Question 8(c)

9.

The ninth question that was put to the respondents was divided into two sub-parts a and b.

The question that was put in part (a) was, “Is there any speciality of your tribe in regards to art and culture?”

The positive answer received in each districts are as follows:

- i. DARJEELING 20 %
- ii. ALIPURDUAR 20 %
- iii. BANKURA 08 % and
- iv. 24 PARGANAS (N) 48 %

The negative answer received in each district is as follows:

- i. DARJEELING 80 %
- ii. ALIPURDUAR 80 %
- iii. BANKURA 92 % and
- iv. 24 PARGANAS (N) 52 %

Therefore the first part of the ninth question gives us an impression that overall in every district tribals overall do not understand the speciality of their tribes.

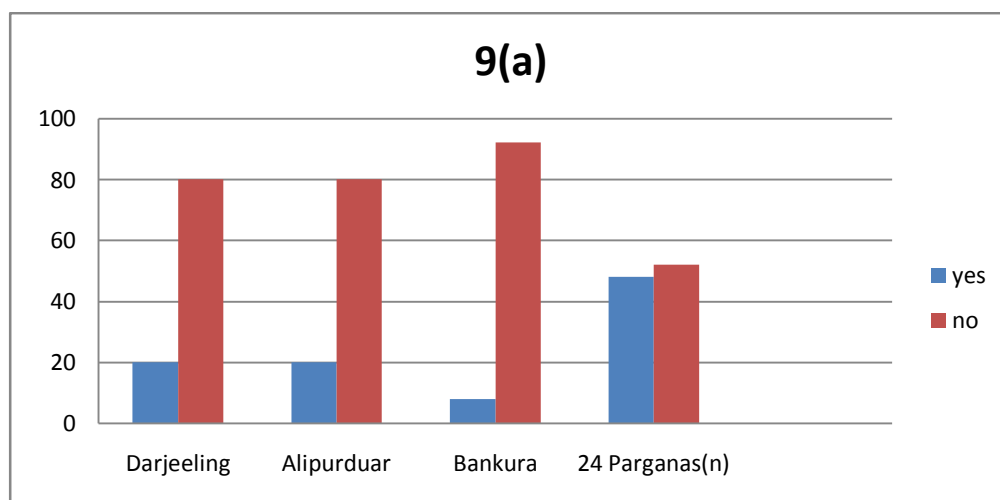


Figure 1.25 Tribal Question 9(a)

The question that was put in part (b) was, “Do the government take any measure to protect indigenous knowledge in your locality?”

The positive answer received in each districts is as follows:

- i. DARJEELING 00 %
- ii. ALIPURDUAR 00 %
- iii. BANKURA 00 % and
- iv. 24 PARGANAS (N) 08 %

The negative answer received in each district is as follows:

- i. DARJEELING 100 %
- ii. ALIPURDUAR 100 %
- iii. BANKURA 100 % and
- iv. 24 PARGANAS (N) 92 %

Therefore the second part of the ninth question gives us an impression that overall in every district tribals do not think that government is taking any measure to protect indigenous knowledge.

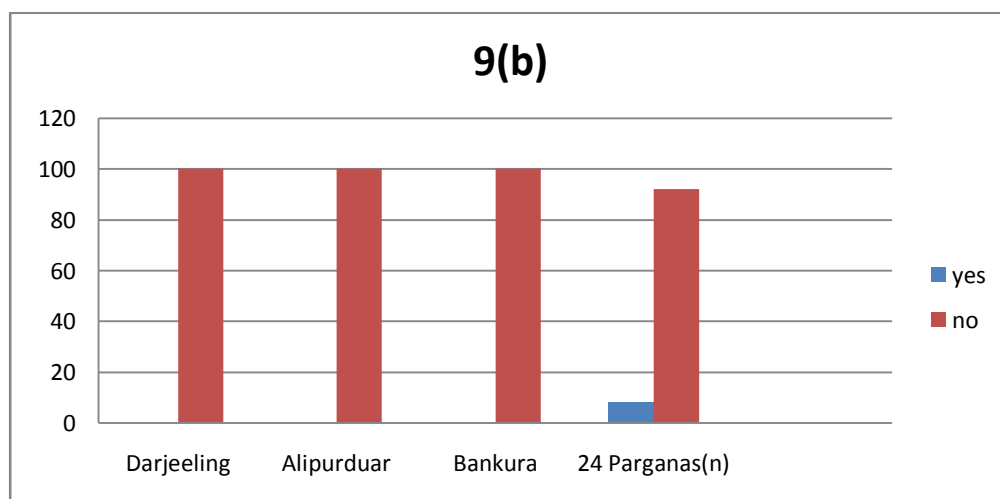


Figure 1.26 Tribal Question 9(b)

10.

The tenth question that was put to the respondents was divided into three sub-parts a, b and c.

The question that was put in part (a) was, “Do you think that the tribal population is decreasing?”

The positive answer received in each districts are as follows:

- i. DARJEELING 08 %
- ii. ALIPURDUAR 08 %
- iii. BANKURA 04 % and
- iv. 24 PARGANAS (N) 04 %

The negative answer received in each district is as follows:

- i. DARJEELING 92 %
- ii. ALIPURDUAR 92 %
- iii. BANKURA 96 % and
- iv. 24 PARGANAS (N) 96 %

Therefore the first part of the tenth question gives us an impression that overall in every district tribals think that tribal population is decreasing.

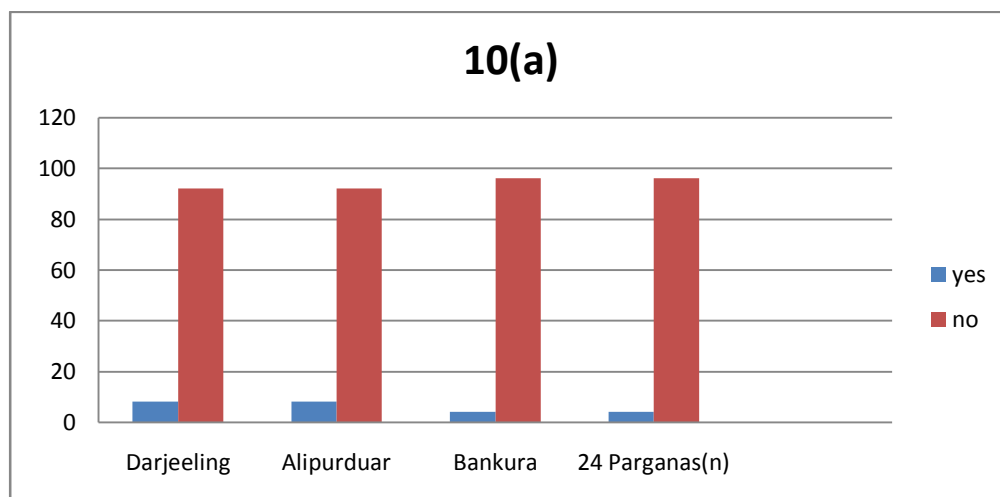


Figure 1.27 Tribal Question 10(a)

The question that was put in part (b) was, “Do you think the population of your tribe is reducing?”

The positive answer received in each districts is as follows:

- i. DARJEELING 08 %
- ii. ALIPURDUAR 00 %
- iii. BANKURA 00 % and
- iv. 24 PARGANAS (N) 00 %

The negative answer received in each district is as follows:

- i. DARJEELING 92 %
- ii. ALIPURDUAR 100 %
- iii. BANKURA 100 % and
- iv. 24 PARGANAS (N) 100 %

Therefore the second part of the tenth question gives us an impression that overall in every district tribals do not think that their population distinctively, is not reducing.

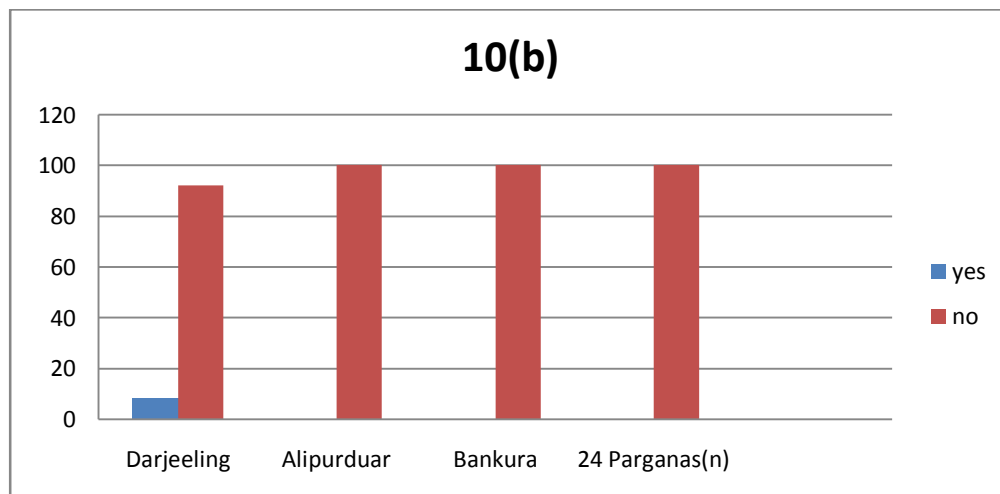


Figure 1.28 Tribal Question 10(b)

The question that was put in part (c) was, “Do you think the indigenous culture of your tribe is reducing gradually?”

The positive answer received in each districts are as follows:

- i. DARJEELING 100 %
- ii. ALIPURDUAR 100 %
- iii. BANKURA 80 % and
- iv. 24 PARGANAS (N) 100 %

The negative answer received in each district is as follows:

- i. DARJEELING 00 %
- ii. ALIPURDUAR 00 %
- iii. BANKURA 20 % and
- iv. 24 PARGANAS (N) 00 %

Therefore the third part of the tenth question gives us an impression that overall in every district tribals believe that the indigenous culture of their tribe is reducing. This is quite alarming as the tribes are losing their indigenous identity at a very fast rate.

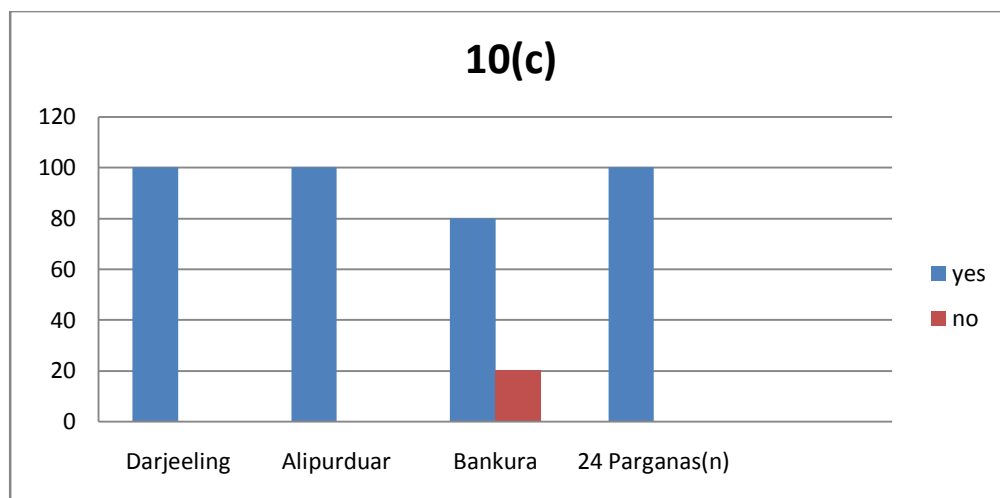


Figure 1.29 Tribal Question 10(c)

6.3.2. NON TRIBALS

1.

The first question that was put to the respondents was “Do you think tribals are generally poor and subjected to various inhuman conditions?”

The positive answer received in each districts are as follows:

| | | | |
|------|-----------------|----|-------|
| i. | DARJEELING | 80 | % |
| ii. | ALIPURDUAR | 88 | % |
| iii. | BANKURA | 92 | % and |
| iv. | 24 PARGANAS (N) | 66 | % |

The negative answer received in each district is as follows:

| | | | |
|------|-----------------|----|-------|
| i. | DARJEELING | 20 | % |
| ii. | ALIPURDUAR | 12 | % |
| iii. | BANKURA | 08 | % and |
| iv. | 24 PARGANAS (N) | 34 | % |

Therefore the first question gives us an impression that overall in every district the Non-Tribals think tribals are generally poor and subjected to various inhuman conditions. Most of the tribals believe that the conditions of the tribals are inhuman.

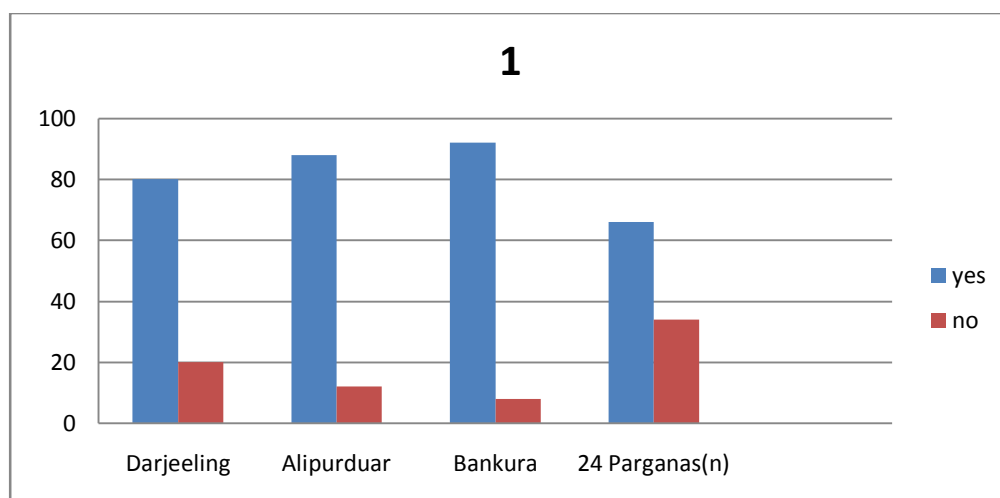


Figure 2.1 Non Tribal First Question

2.

The second question that was put to the respondents was “Do you think that tribal population is decreasing?”

The positive answer received in each districts are as follows:

- i. DARJEELING 04 %
- ii. ALIPURDUAR 20 %
- iii. BANKURA 20 % and
- iv. 24 PARGANAS (N) 04 %

The negative answer received in each district is as follows:

- i. DARJEELING 96 %
- ii. ALIPURDUAR 80 %
- iii. BANKURA 80 % and
- iv. 24 PARGANAS (N) 96 %

Therefore the second question gives us an impression that overall in every district the Non-Tribals do not think that tribal population is decreasing.

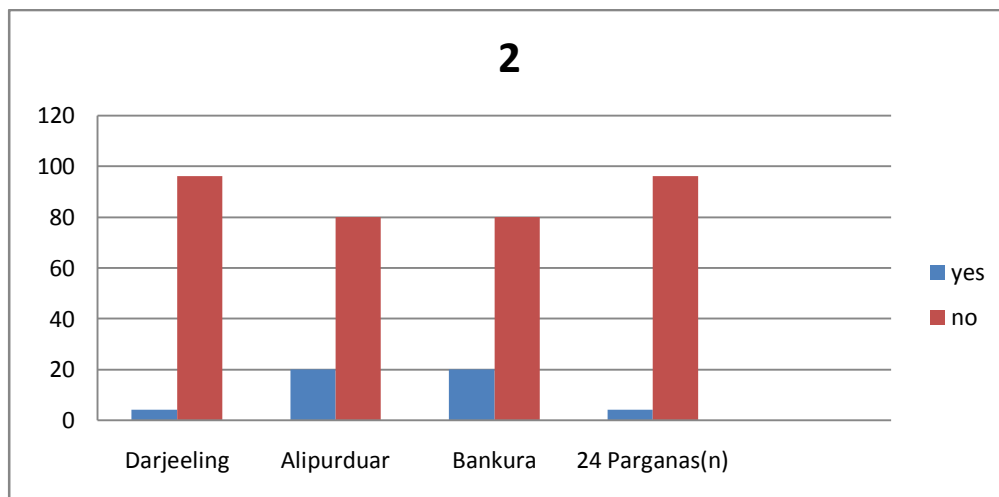


Figure 2.2 Non Tribal Second Question

3.

The third question that was put to the respondents was “Do you think that the tribals are leaving their ancestral profession?”

The positive answer received in each districts are as follows:

- i. DARJEELING 84 %
- ii. ALIPURDUAR 88 %
- iii. BANKURA 72 % and
- iv. 24 PARGANAS (N) 80 %

The negative answer received in each district is as follows:

- i. DARJEELING 16 %
- ii. ALIPURDUAR 12 %
- iii. BANKURA 28 % and
- iv. 24 PARGANAS (N) 20 %

Therefore the third question gives us an impression that overall in every district the Non-Tribals have a clear view that slowly and steadily, the tribals have shifted from their ancestral profession. However at the time of taking the interview many respondents have stated that the tribals are shifting to other spheres along with their attachment with their ancestral professions.

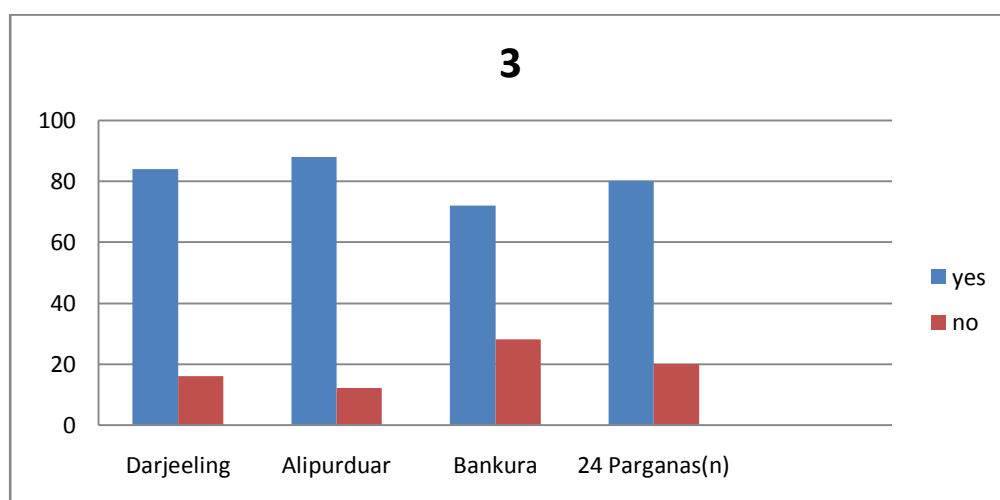


Figure 2.3 Non Tribal Third Question

4.

The fourth question that was put to the respondents was “Do you know about Scheduled Caste and Scheduled Tribes (Prevention of Atrocities) Act, 1989?”

The positive answer received in each districts are as follows:

- i. DARJEELING 24 %
- ii. ALIPURDUAR 36 %
- iii. BANKURA 28 % and
- iv. 24 PARGANAS (N) 24 %

The negative answer received in each district is as follows:

- i. DARJEELING 76 %
- ii. ALIPURDUAR 64 %
- iii. BANKURA 72 % and
- iv. 24 PARGANAS (N) 76 %

Therefore the fourth question gives us an impression that overall in every district the Non-Tribals have little knowledge as to the Atrocities act. Majority responded in a blunt fashion as they have never heard of it ever.

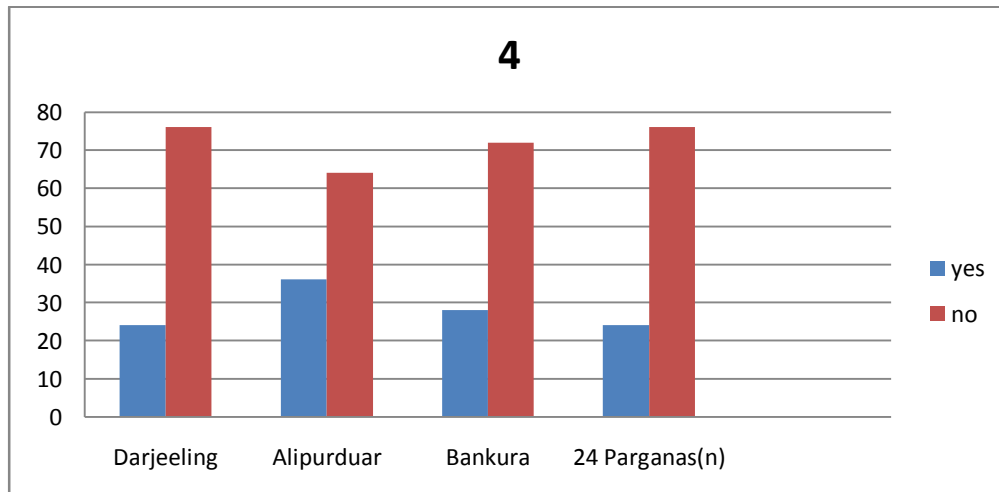


Figure 2.4 Non Tribal Fourth Question

5.

The fifth question that was put to the respondents was “Do you know acts of Atrocities are cognizable offences?”

The positive answer received in each districts are as follows:

- i. DARJEELING 08 %
- ii. ALIPURDUAR 20 %
- iii. BANKURA 04 % and
- iv. 24 PARGANAS (N) 36 %

The negative answer received in each district is as follows:

- i. DARJEELING 92 %
- ii. ALIPURDUAR 80 %
- iii. BANKURA 96 % and
- iv. 24 PARGANAS (N) 64 %

Therefore the fifth question gives us an impression that overall in every district the Non-Tribals do not know whether the act of atrocities are cognizable offences. As a matter of fact majority of the respondents do not know the concept of cognizable offence. Most of them responded in the negative after knowing the actual meaning of the term.

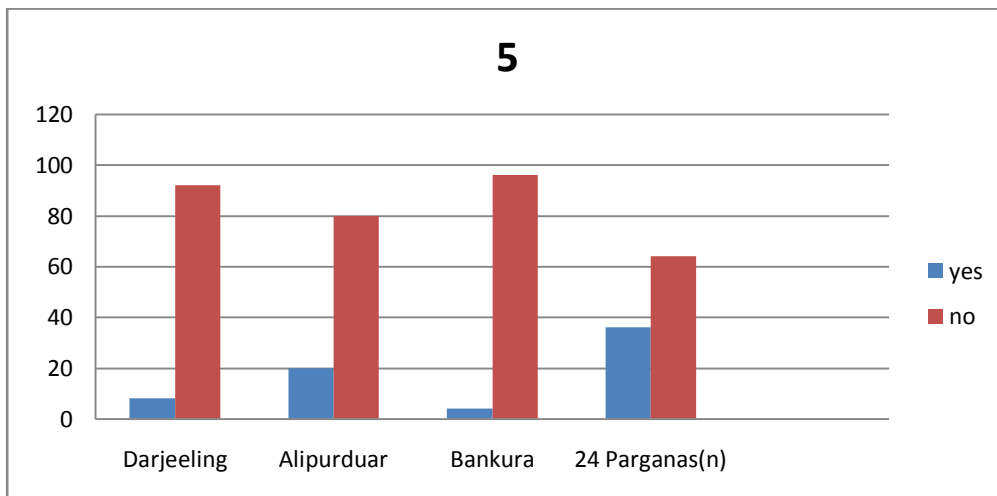


Figure 2.5 Non Tribal Fifth Question

6.

The sixth question that was put to the respondents was “In case of any minor health related issues, do you think that tribals use traditional method of healing?”

The positive answer received in each districts are as follows:

- i. DARJEELING 64 %
- ii. ALIPURDUAR 48 %
- iii. BANKURA 52 % and
- iv. 24 PARGANAS (N) 52 %

The negative answer received in each district is as follows:

- i. DARJEELING 36 %
- ii. ALIPURDUAR 52 %
- iii. BANKURA 48 % and
- iv. 24 PARGANAS (N) 48 %

Therefore the sixth question gives us an impression that overall in every district the Non-Tribals think that in case of any minor health related issues, tribals use traditional method of healing. However the house is divided in almost equal proportion.

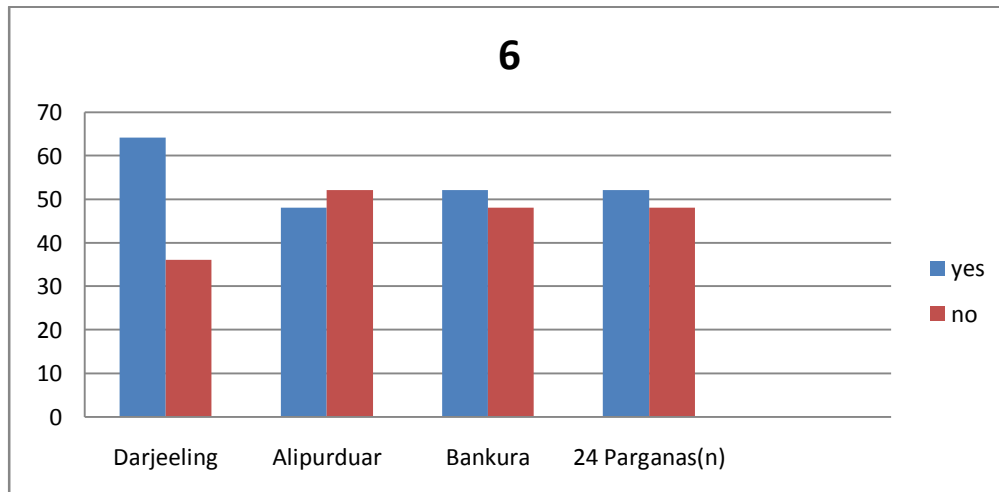


Figure 2.6 Non Tribal Sixth Question

7.

The seventh question that was put to the respondents was “Do you think that tribals use government hospitals and health centres to address their health issues?”

The positive answer received in each districts are as follows:

| | | | |
|------|-----------------|-----|-------|
| i. | DARJEELING | 96 | % |
| ii. | ALIPURDUAR | 100 | % |
| iii. | BANKURA | 92 | % and |
| iv. | 24 PARGANAS (N) | 100 | % |

The negative answer received in each district is as follows:

| | | | |
|------|-----------------|----|-------|
| i. | DARJEELING | 04 | % |
| ii. | ALIPURDUAR | 00 | % |
| iii. | BANKURA | 08 | % and |
| iv. | 24 PARGANAS (N) | 00 | % |

Therefore the seventh question gives us an impression that overall in every district the Non-Tribals think that the tribals use government hospitals and health centres to address their health related issues.

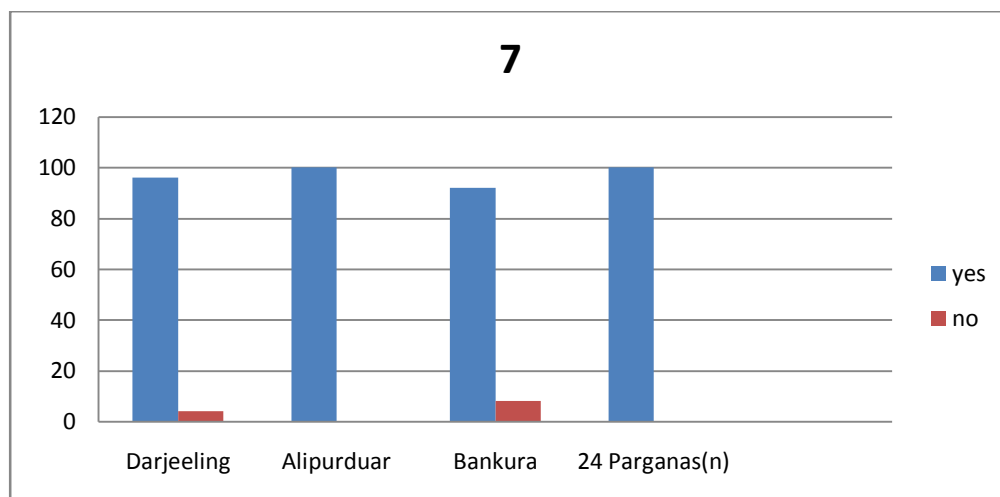


Figure 2.7 Non Tribal Seventh Question

8.

The eighth question that was put to the respondents was “Do you support reservation for tribals?”

The positive answer received in each districts are as follows:

- i. DARJEELING 60 %
- ii. ALIPURDUAR 76 %
- iii. BANKURA 68 % and
- iv. 24 PARGANAS (N) 52 %

The negative answer received in each district is as follows:

- i. DARJEELING 40 %
- ii. ALIPURDUAR 24 %
- iii. BANKURA 32 % and
- iv. 24 PARGANAS (N) 48 %

Therefore the eighth question gives us an impression that overall in every district the Non-Tribals support reservation for tribals. Only in the district of 24 Parganas (N), the respondents are almost equally divided on this question.

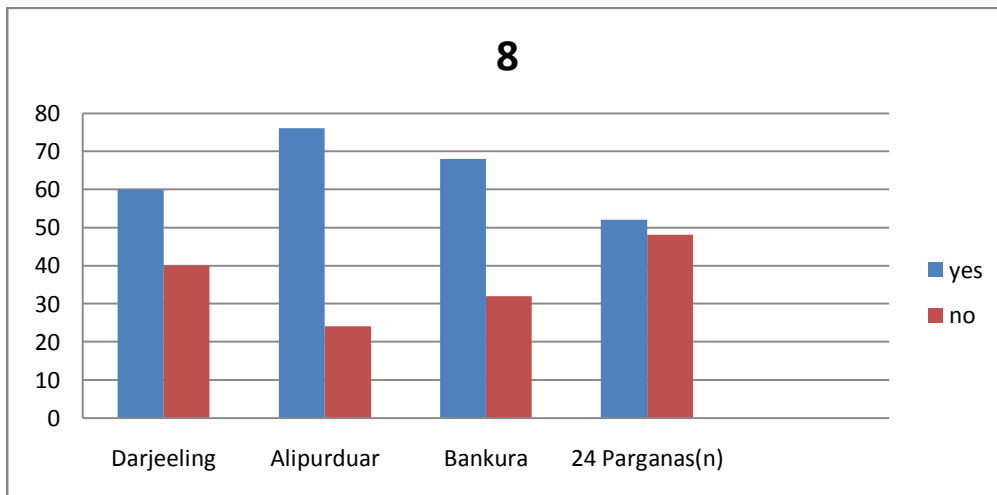


Figure 2.8 Non Tribal Eighth Question

9.

The ninth question that was put to the respondents was “Do you think Government is doing enough for protecting the economic interests of tribals?”

The positive answer received in each districts are as follows:

- i. DARJEELING 48 %
- ii. ALIPURDUAR 66 %
- iii. BANKURA 66 % and
- iv. 24 PARGANAS (N) 92 %

The negative answer received in each district is as follows:

- i. DARJEELING 52 %
- ii. ALIPURDUAR 44 %
- iii. BANKURA 34 % and
- iv. 24 PARGANAS (N) 08 %

Therefore the ninth question gives us an impression that overall in every district the Non-Tribals believes that the Government is doing enough for protecting the economic interests of tribals. However, the district of Darjeeling tilted in favour of the deprivation of the tribals as they think the government is just not doing enough.

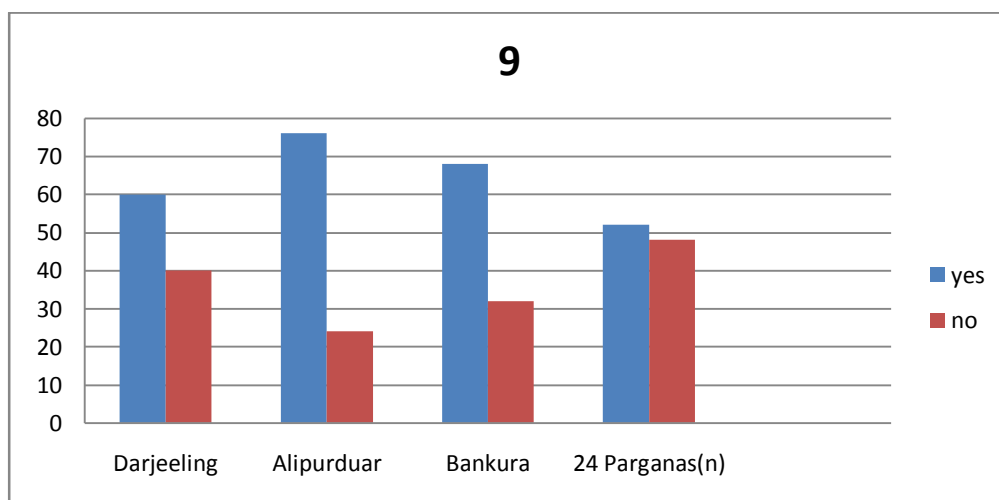


Figure 2.9 Non Tribal Ninth Question

10.

The tenth question that was put to the respondents was “Do you think tribals need support from the government?”

The positive answer received in each districts are as follows:

- i. DARJEELING 92 %
- ii. ALIPURDUAR 84 %
- iii. BANKURA 92 % and
- iv. 24 PARGANAS (N) 60 %

The negative answer received in each district is as follows:

- i. DARJEELING 08 %
- ii. ALIPURDUAR 16 %
- iii. BANKURA 08 % and
- iv. 24 PARGANAS (N) 40 %

Therefore the tenth question gives us an impression that overall in every district the Non-Tribals thinks that the tribals need support from the government. Some respondents identified the areas like sanitation, proper drinking water, etc where government can do more for the tribals.

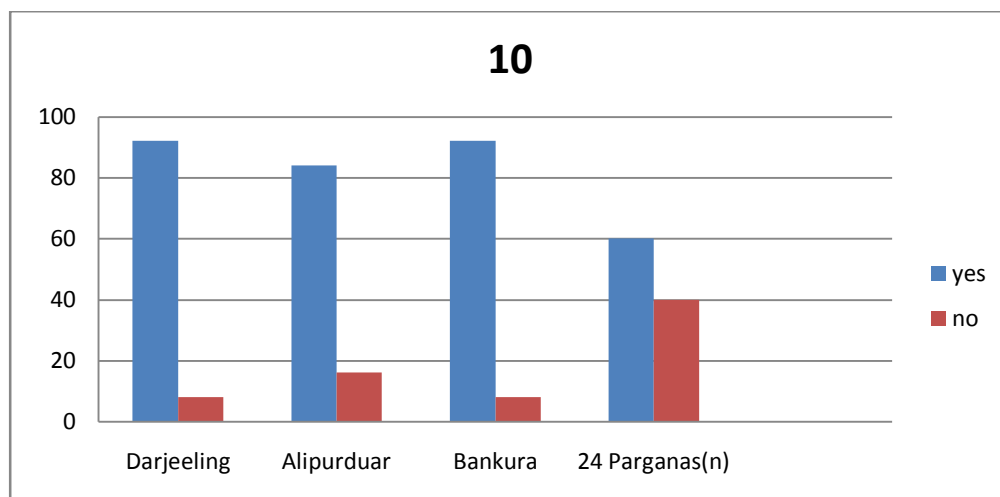


Figure 2.10 Non Tribal Tenth Question

6.3.2. GOVERNMENT EMPLOYEES

1.

The first question that was put to the respondents was “Do you think tribals are generally poor and subjected to various inhuman conditions?”

The positive answer received in each districts are as follows:

| | | | |
|------|-----------------|----|-------|
| i. | DARJEELING | 72 | % |
| ii. | ALIPURDUAR | 88 | % |
| iii. | BANKURA | 72 | % and |
| iv. | 24 PARGANAS (N) | 56 | % |

The negative answer received in each district is as follows:

| | | | |
|------|-----------------|----|-------|
| i. | DARJEELING | 28 | % |
| ii. | ALIPURDUAR | 12 | % |
| iii. | BANKURA | 28 | % and |
| iv. | 24 PARGANAS (N) | 44 | % |

Therefore the first question gives us an impression that overall in every district the Government Employees believe that the majority of tribals are poor and subjected to various inhuman conditions.

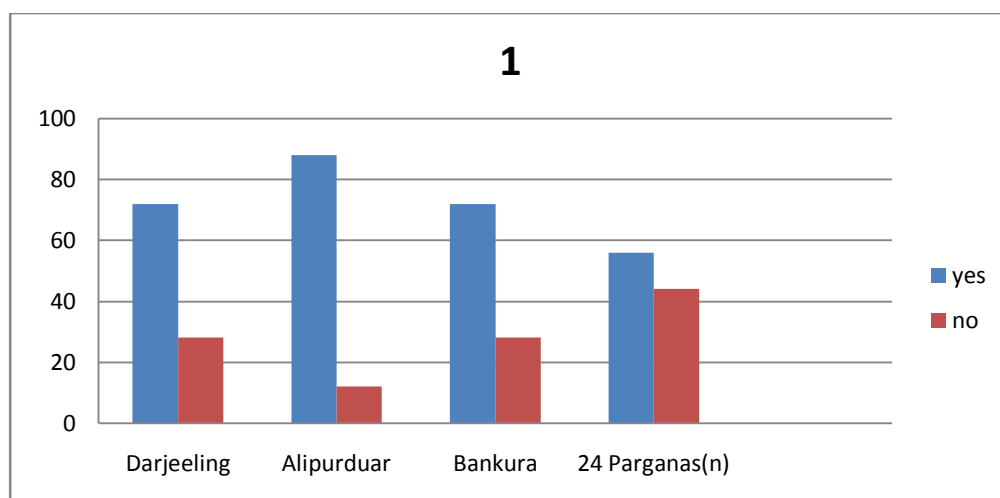


Figure 3.1 Government Employee First Question

2.

The second question that was put to the respondents was “Do you think that tribal population is decreasing?”

The positive answer received in each districts are as follows:

- i. DARJEELING 28 %
- ii. ALIPURDUAR 24 %
- iii. BANKURA 16 % and
- iv. 24 PARGANAS (N) 00 %

The negative answer received in each district is as follows:

- i. DARJEELING 72 %
- ii. ALIPURDUAR 76 %
- iii. BANKURA 84 % and
- iv. 24 PARGANAS (N) 100 %

Therefore the second question gives us an impression that overall in every district the Government Employees believes that the tribal population is increasing.

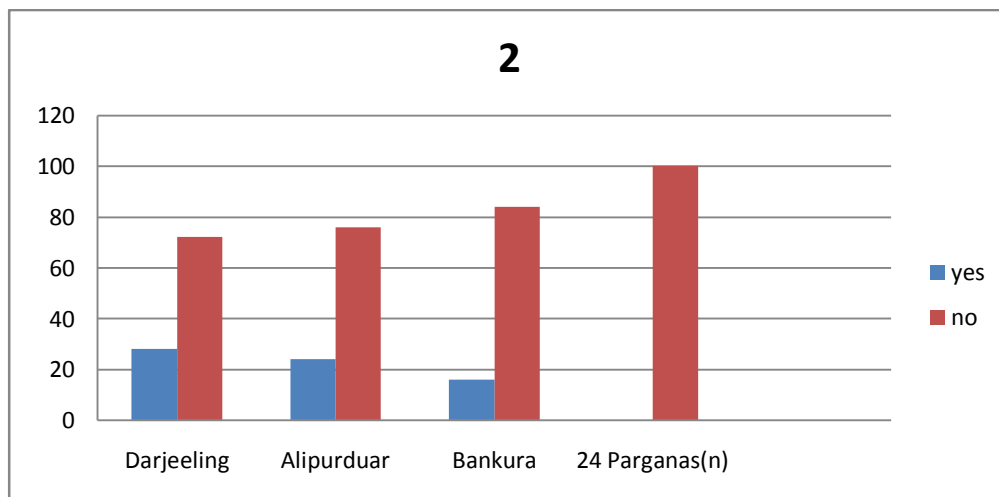


Figure 3.2 Government Employee Second Question

3.

The third question that was put to the respondents was “Do you think that the tribals are leaving their ancestral profession?”

The positive answer received in each districts are as follows:

| | | | |
|------|-----------------|----|-------|
| i. | DARJEELING | 88 | % |
| ii. | ALIPURDUAR | 84 | % |
| iii. | BANKURA | 96 | % and |
| iv. | 24 PARGANAS (N) | 80 | % |

The negative answer received in each district is as follows:

| | | | |
|------|-----------------|----|-------|
| i. | DARJEELING | 12 | % |
| ii. | ALIPURDUAR | 16 | % |
| iii. | BANKURA | 04 | % and |
| iv. | 24 PARGANAS (N) | 20 | % |

Therefore the third question gives us an impression that overall in every district the Government Employees think that the tribals are leaving their ancestral profession.

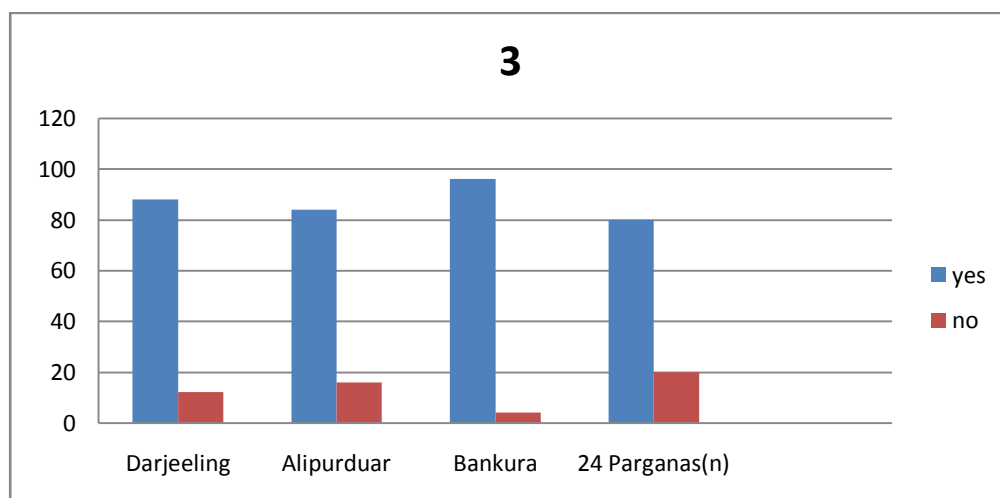


Figure 3.3 Government Employee Third Question

4.

The fourth question that was put to the respondents was “Do you know about Scheduled Caste and Scheduled Tribes (Prevention of Atrocities) Act, 1989?”

The positive answer received in each districts are as follows:

| | | | |
|------|-----------------|----|-------|
| i. | DARJEELING | 52 | % |
| ii. | ALIPURDUAR | 44 | % |
| iii. | BANKURA | 44 | % and |
| iv. | 24 PARGANAS (N) | 76 | % |

The negative answer received in each district is as follows:

| | | | |
|------|-----------------|----|-------|
| i. | DARJEELING | 48 | % |
| ii. | ALIPURDUAR | 66 | % |
| iii. | BANKURA | 66 | % and |
| iv. | 24 PARGANAS (N) | 24 | % |

Therefore the fourth question gives us an impression that overall in Alipurduar and Bankura district the majority of Government Employees know about Scheduled Caste and Scheduled Tribes (Prevention of Atrocities) Act, 1989. But only about 48% of the respondents in Darjeeling have heard about it. Unfortunately only 24% of the Government Employees have heard of the Act.

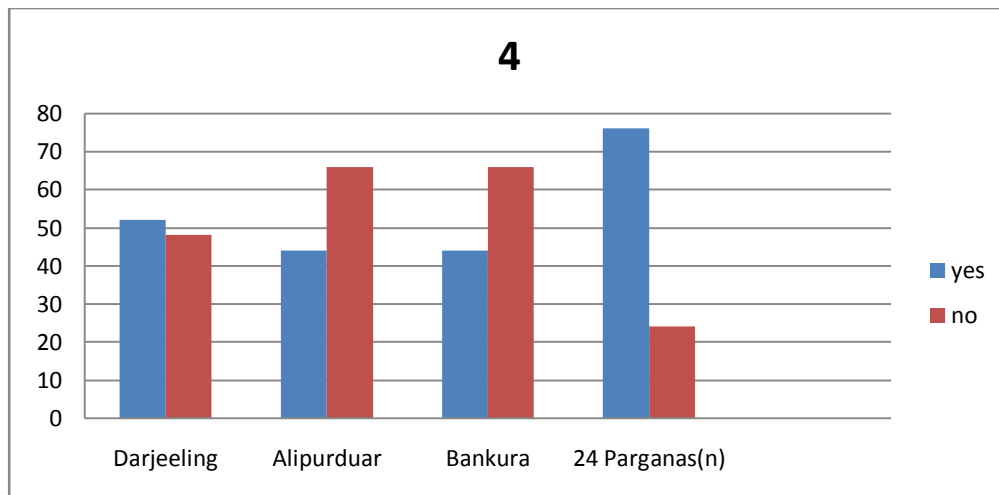


Figure 3.4 Government Employee Fourth Question

5.

The fifth question that was put to the respondents was “Do you know acts of Atrocities are cognizable offences?”

The positive answer received in each districts are as follows:

- i. DARJEELING 16 %
- ii. ALIPURDUAR 24 %
- iii. BANKURA 40 % and
- iv. 24 PARGANAS (N) 32 %

The negative answer received in each district is as follows:

- i. DARJEELING 84 %
- ii. ALIPURDUAR 76 %
- iii. BANKURA 60 % and
- iv. 24 PARGANAS (N) 68 %

Therefore the fifth question gives us an impression that overall in every district the Government Employees do not know that acts of Atrocities are cognizable offences.

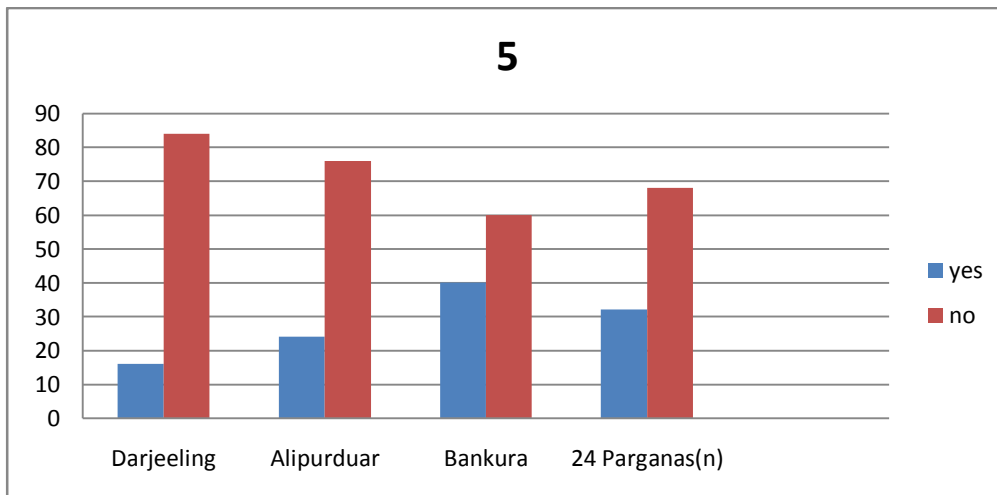


Figure 3.5 Government Employee Fifth Question

6.

The sixth question that was put to the respondents was “In case of any minor health related issues, do you think that tribals use traditional method of healing?”

The positive answer received in each districts are as follows:

- i. DARJEELING 60 %
- ii. ALIPURDUAR 66 %
- iii. BANKURA 84 % and
- iv. 24 PARGANAS (N) 60 %

The negative answer received in each district is as follows:

- i. DARJEELING 40 %
- ii. ALIPURDUAR 44 %
- iii. BANKURA 16 % and
- iv. 24 PARGANAS (N) 40 %

Therefore the sixth question gives us an impression that overall in every district the majority Government Employees believe that in case of any minor health related issues, tribals use traditional method of healing.

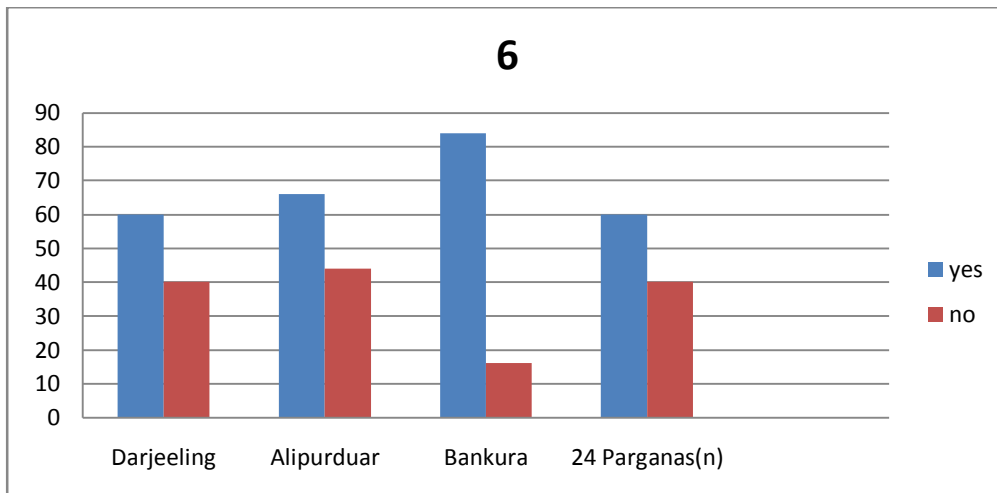


Figure 3.6 Government Employee Sixth Question

7.

The seventh question that was put to the respondents was “Do you think that tribals use government hospitals and health centres to address their health issues?”

The positive answer received in each districts are as follows:

- i. DARJEELING 84 %
- ii. ALIPURDUAR 96 %
- iii. BANKURA 100 % and
- iv. 24 PARGANAS (N) 100 %

The negative answer received in each district is as follows:

- i. DARJEELING 16 %
- ii. ALIPURDUAR 04 %
- iii. BANKURA 00 % and
- iv. 24 PARGANAS (N) 00 %

Therefore the seventh question gives us an impression that overall in every district the Government Employees think that tribals use government hospitals and health centres to address their health issues.

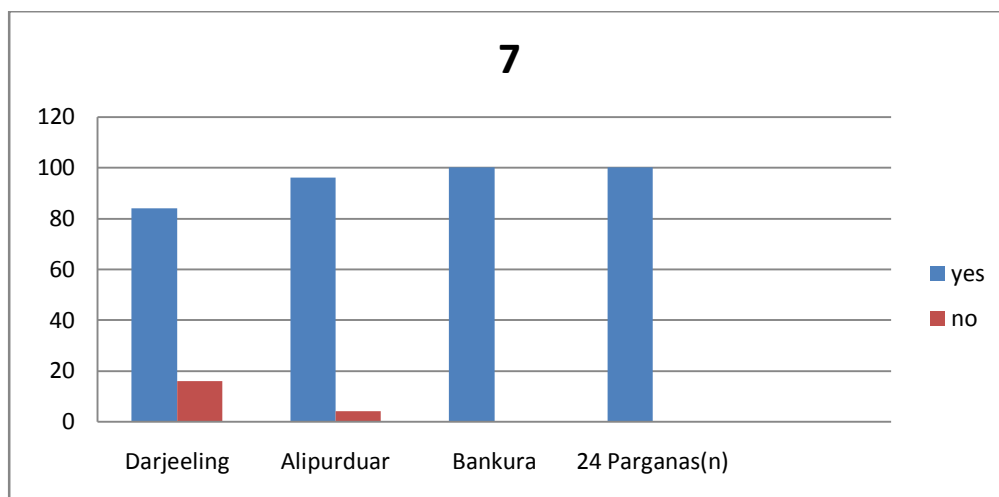


Figure 3.7 Government Employee Seventh Question

8.

The eighth question that was put to the respondents was “Do you support reservation for tribals?”

The positive answer received in each districts are as follows:

- i. DARJEELING 76 %
- ii. ALIPURDUAR 92 %
- iii. BANKURA 76 % and
- iv. 24 PARGANAS (N) 56 %

The negative answer received in each district is as follows:

- i. DARJEELING 24 %
- ii. ALIPURDUAR 08 %
- iii. BANKURA 24 % and
- iv. 24 PARGANAS (N) 44 %

Therefore the eighth question gives us an impression that overall in every district the Government Employees primarily support reservation for tribals.

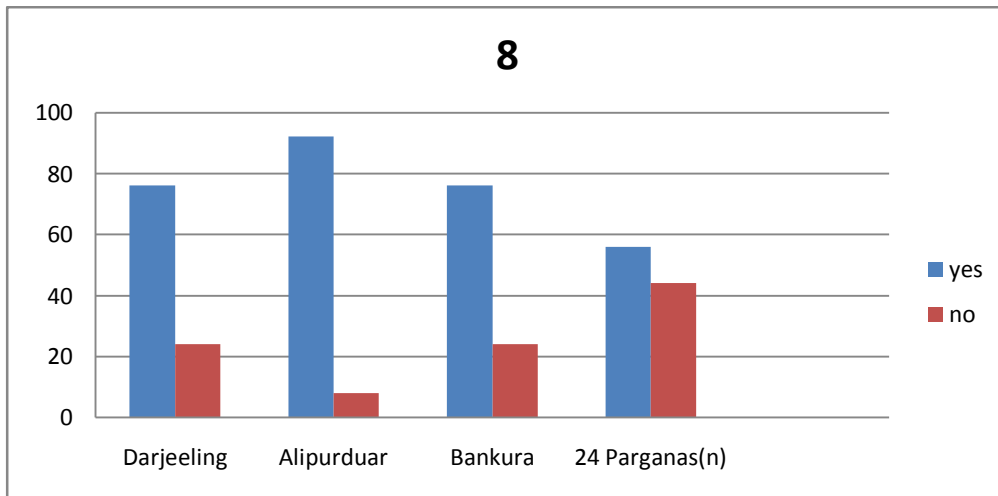


Figure 3.8 Government Employee Eighth Question

9.

The ninth question that was put to the respondents was “Do you think Government is doing enough for protecting the economic interests of tribals?”

The positive answer received in each districts are as follows:

- i. DARJEELING 60 %
- ii. ALIPURDUAR 44 %
- iii. BANKURA 68 % and
- iv. 24 PARGANAS (N) 96 %

The negative answer received in each district is as follows:

- i. DARJEELING 40 %
- ii. ALIPURDUAR 56 %
- iii. BANKURA 32 % and
- iv. 24 PARGANAS (N) 04 %

Therefore the ninth question gives us an impression that overall in Darjeeling, Bankura and 24 Parganas (N) districts the Government Employees think that Government is doing enough for protecting the economic interests of tribals. In the district of Alipurduar, the scenario is different as here the Government Employees believe that government needs to do more.

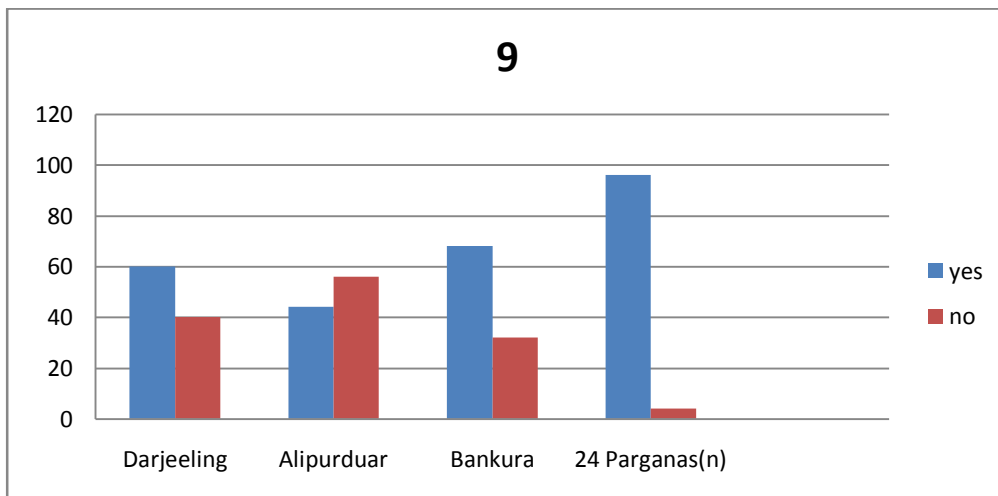


Figure 3.9 Government Employee Ninth Question

10.

The tenth question that was put to the respondents was “Do you think tribals need support from the government?”

The positive answer received in each districts are as follows:

- i. DARJEELING 84 %
- ii. ALIPURDUAR 96 %
- iii. BANKURA 96 % and
- iv. 24 PARGANAS (N) 60 %

The negative answer received in each district is as follows:

- i. DARJEELING 16 %
- ii. ALIPURDUAR 04 %
- iii. BANKURA 04 % and
- iv. 24 PARGANAS (N) 40 %

Therefore the tenth question gives us an impression that overall in every district the Government Employees think tribals need support from the government.

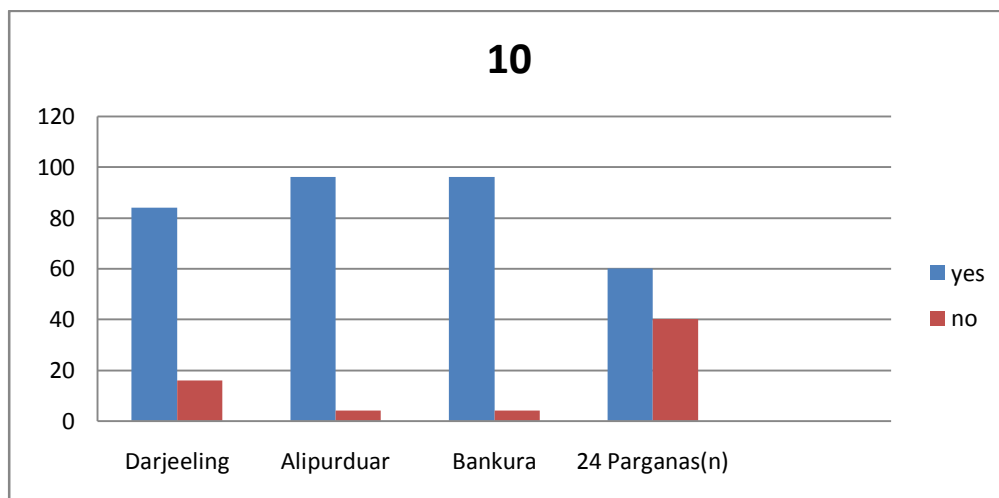


Figure 3.10 Government Employee Tenth Question

6.3.4. NGO/ SOCIAL ACTIVISTS

1.

The first question that was put to the respondents was divided into a and b.

The question that was put in part (a) was, “Do you know that certain laws (enactments) are in force to protect the rights of tribals?”

The positive answer received in each districts are as follows:

| | | | | |
|------|-----------------|-----|---|-----|
| i. | DARJEELING | 100 | % | |
| ii. | ALIPURDUAR | 100 | % | |
| iii. | BANKURA | 100 | % | and |
| iv. | 24 PARGANAS (N) | 100 | % | |

The negative answer received in each district is as follows:

| | | | | |
|------|-----------------|----|---|-----|
| i. | DARJEELING | 00 | % | |
| ii. | ALIPURDUAR | 00 | % | |
| iii. | BANKURA | 00 | % | and |
| iv. | 24 PARGANAS (N) | 00 | % | |

Therefore the first part of the first question gives us an impression that in every district NGO/ Social Activists know that certain laws (enactments) are in force to protect the rights of tribals.

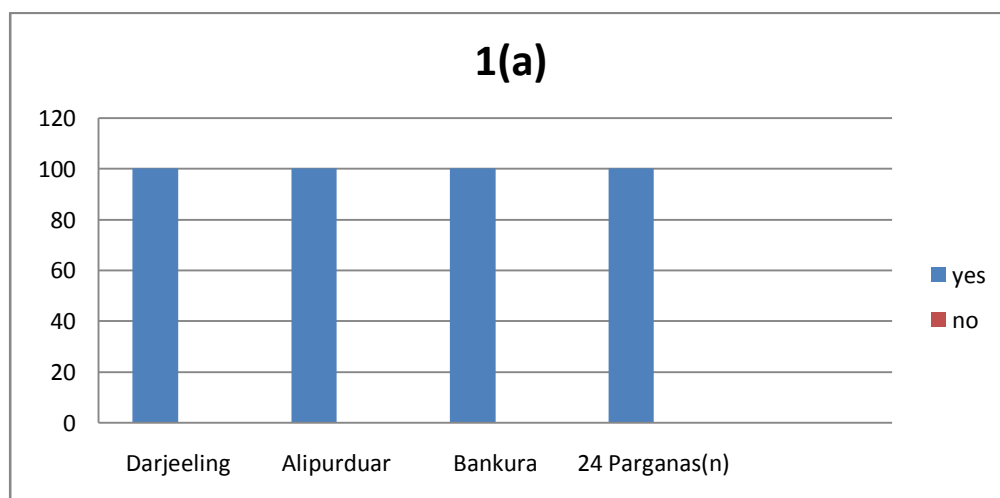


Figure 4.1NGO/SA, Question 1(a)

The question that was put in part (b) was, “Can you specify any one of them?”

The positive answer received in each districts is as follows:

- i. DARJEELING 60 %
- ii. ALIPURDUAR 56 %
- iii. BANKURA 68 % and
- iv. 24 PARGANAS (N) 72 %

The negative answer received in each district is as follows:

- i. DARJEELING 40 %
- ii. ALIPURDUAR 44 %
- iii. BANKURA 32 % and
- iv. 24 PARGANAS (N) 28 %

Therefore the second part of the first question gives us an impression that overall in every district NGO/ Social Activists could specify one or more enactments meant for tribals.

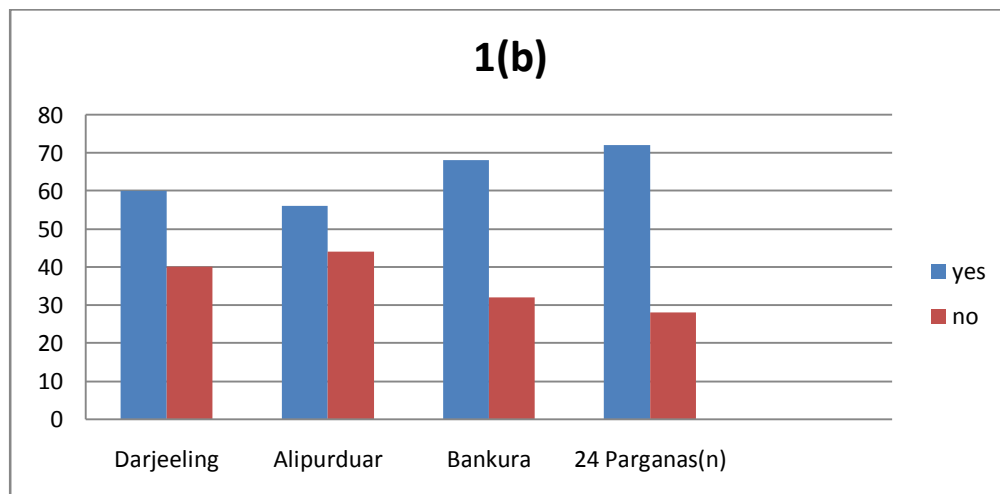


Figure 4.2 NGO/SA, Question 1(b)

2.

The second question that was put to the respondents was “Do you know that an act of atrocity is a cognizable offence under the Schedule Caste and Schedule Tribes (Prevention of Atrocities) Act 1989?”

The positive answer received in each districts are as follows:

- i. DARJEELING 100 %
- ii. ALIPURDUAR 100 %
- iii. BANKURA 100 % and
- iv. 24 PARGANAS (N) 100 %

The negative answer received in each district is as follows:

- i. DARJEELING 00 %
- ii. ALIPURDUAR 00 %
- iii. BANKURA 00 % and
- iv. 24 PARGANAS (N) 00 %

Therefore the second question gives us a clear impression that overall in every district NGO/ Social Activists which are aware of the atrocities act, knows that an act of atrocity is a cognizable offence.

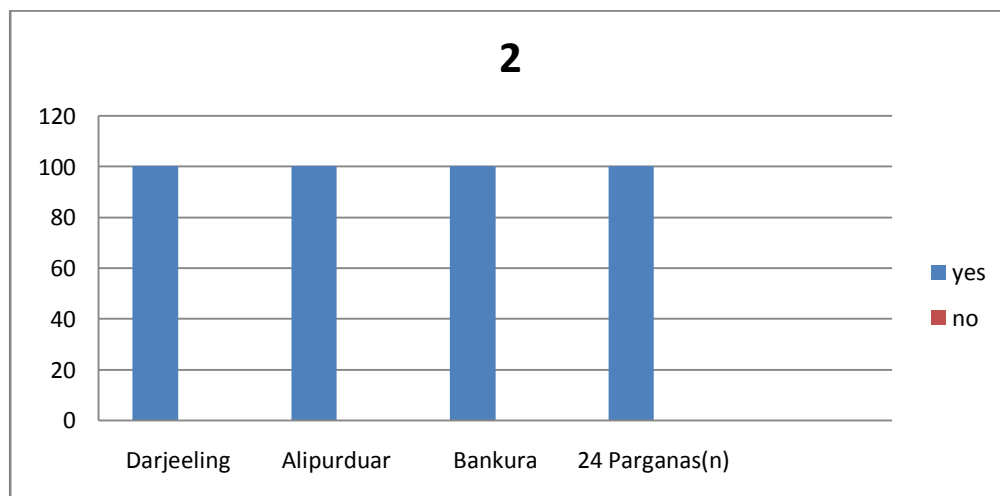


Figure 4.3 NGO/SA, Question 2

3.

The third question that was put to the respondents was divided into three sub-parts a, b and c.

The question that was put in part (a) was, “Do you think most tribals stay in their ancestral land?”

The positive answer received in each districts are as follows:

- i. DARJEELING 80 %
- ii. ALIPURDUAR 96 %
- iii. BANKURA 96 % and
- iv. 24 PARGANAS (N) 54 %

The negative answer received in each district is as follows:

- i. DARJEELING 20 %
- ii. ALIPURDUAR 04 %
- iii. BANKURA 04 % and
- iv. 24 PARGANAS (N) 46 %

Therefore the first part of the third question gives us an impression that overall in every district NGO/ Social Activists generally believes that most of the tribals are still living in their ancestral lands.

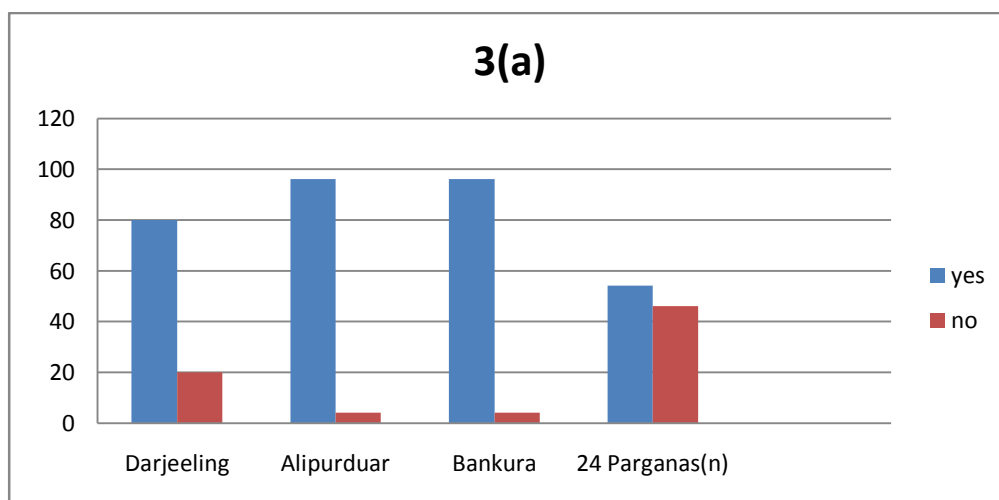


Figure 4.4 NGO/SA, Question 3(a)

The question that was put in part (b) was, “Do they still carry on their ancestral profession?”

The positive answer received in each districts is as follows:

- i. DARJEELING 76 %
- ii. ALIPURDUAR 96 %
- iii. BANKURA 96 % and
- iv. 24 PARGANAS (N) 44 %

The negative answer received in each district is as follows:

- i. DARJEELING 24 %
- ii. ALIPURDUAR 04 %
- iii. BANKURA 04 % and
- iv. 24 PARGANAS (N) 56 %

Therefore the second part of the third question gives us an impression that overall in the first three districts except 24 Parganas (N), NGO/ Social Activists generally thinks that the tribals still carry on their ancestral profession.

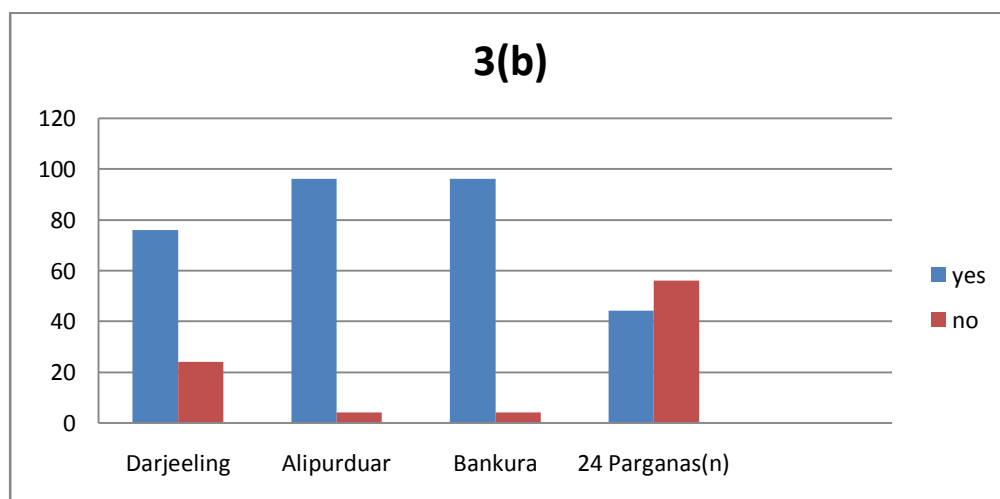


Figure 4.5 NGO/SA, Question 3(b)

The question that was put in part (c) was, “Do you think tribals are being dispossessed of their land at a very fast rate?”

The positive answer received in each districts are as follows:

- i. DARJEELING 20 %
- ii. ALIPURDUAR 08 %
- iii. BANKURA 20 % and
- iv. 24 PARGANAS (N) 44 %

The negative answer received in each district is as follows:

- i. DARJEELING 80 %
- ii. ALIPURDUAR 92 %
- iii. BANKURA 80 % and
- iv. 24 PARGANAS (N) 56 %

Therefore the third part of the third question gives us an impression that overall in every district NGO/ Social Activists do not think tribals are being dispossessed of their land at a very fast rate.

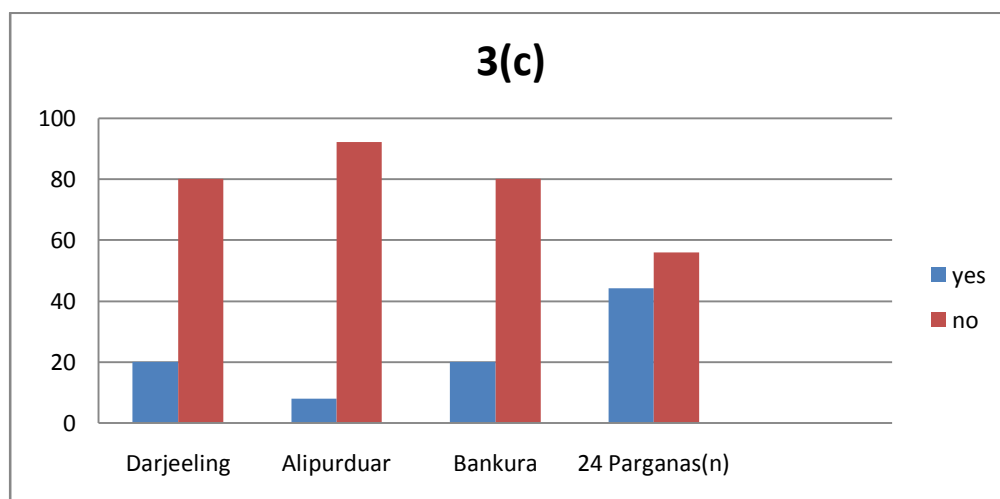


Figure 4.6 NGO/SA, Question 3(c)

4.

The fourth question that was put to the respondents was divided into three sub-parts a, b and c.

The question that was put in part (a) was, “Do you think tribals must have the liberty to transfer their indigenous know how to the next generation?”

The positive answer received in each districts are as follows:

| | | | |
|------|-----------------|-----|-------|
| i. | DARJEELING | 100 | % |
| ii. | ALIPURDUAR | 100 | % |
| iii. | BANKURA | 100 | % and |
| iv. | 24 PARGANAS (N) | 100 | % |

The negative answer received in each district is as follows:

| | | | |
|------|-----------------|----|-------|
| i. | DARJEELING | 00 | % |
| ii. | ALIPURDUAR | 00 | % |
| iii. | BANKURA | 00 | % and |
| iv. | 24 PARGANAS (N) | 00 | % |

Therefore the first part of the fourth question gives us an impression that overall in every district NGO/ Social Activists think that the tribals must have the liberty to transfer their indigenous know how to the next generation.

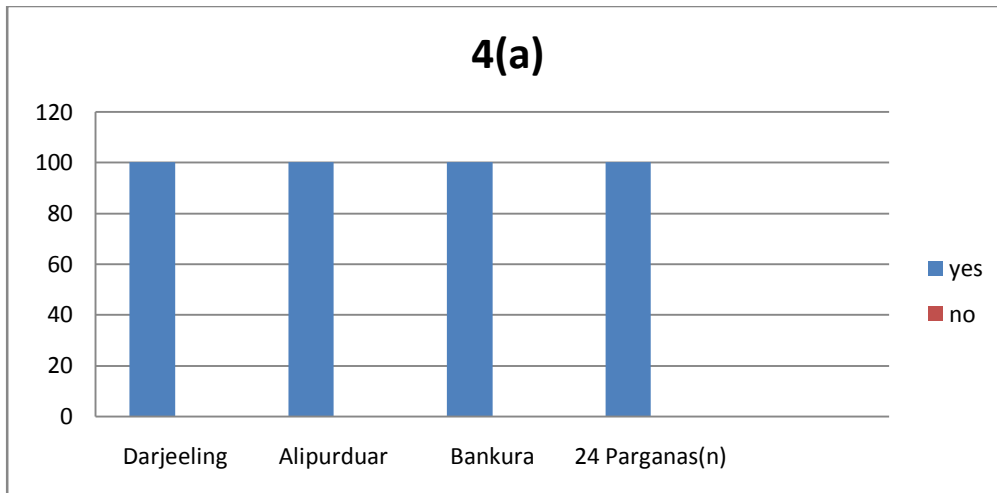


Figure 4.7 NGO/SA, Question 4(a)

The question that was put in part (b) was, “Are modern education systems equipped to provide such education to the tribal children?”

The positive answer received in each districts is as follows:

- i. DARJEELING 00 %
- ii. ALIPURDUAR 00 %
- iii. BANKURA 00 % and
- iv. 24 PARGANAS (N) 00 %

The negative answer received in each district is as follows:

- i. DARJEELING 100 %
- ii. ALIPURDUAR 100 %
- iii. BANKURA 100 % and
- iv. 24 PARGANAS (N) 100 %

Therefore the second part of the fourth question gives us an impression that overall in every district the NGOs/Social Activists think equivocally that modern education systems are not equipped to provide such education to the tribal children.

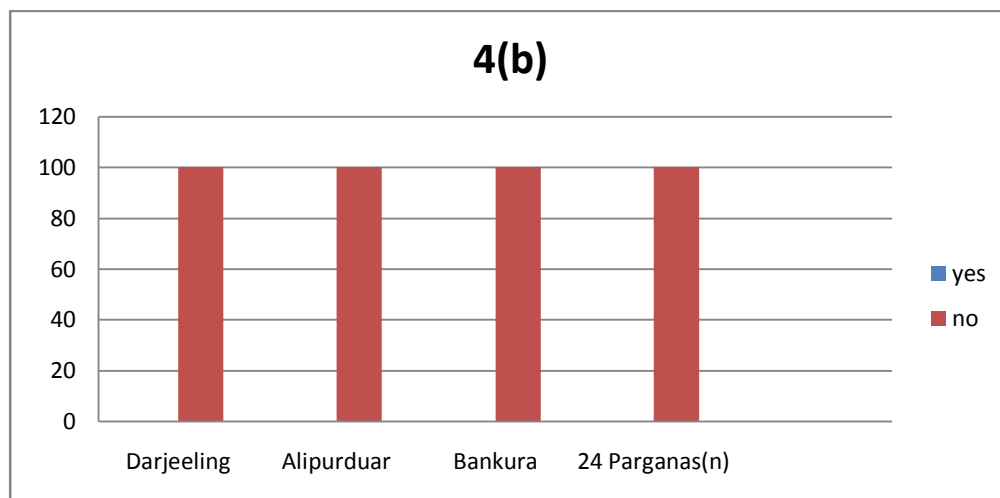


Figure 4.8 NGO/SA, Question 4(b)

The question that was put in part (c) was, “Do you think NGOs and Social Activists can help in bridging the gap between traditional and modern educational system?”

The positive answer received in each districts are as follows:

- i. DARJEELING 100 %
- ii. ALIPURDUAR 100 %
- iii. BANKURA 100 % and
- iv. 24 PARGANAS (N) 100 %

The negative answer received in each district is as follows:

- i. DARJEELING 00 %
- ii. ALIPURDUAR 00 %
- iii. BANKURA 00 % and
- iv. 24 PARGANAS (N) 00 %

Therefore the third part of the fourth question gives us an impression that overall in every district NGO/ Social Activists equivocally believes that they can help in bridging the gap between traditional and modern educational system.

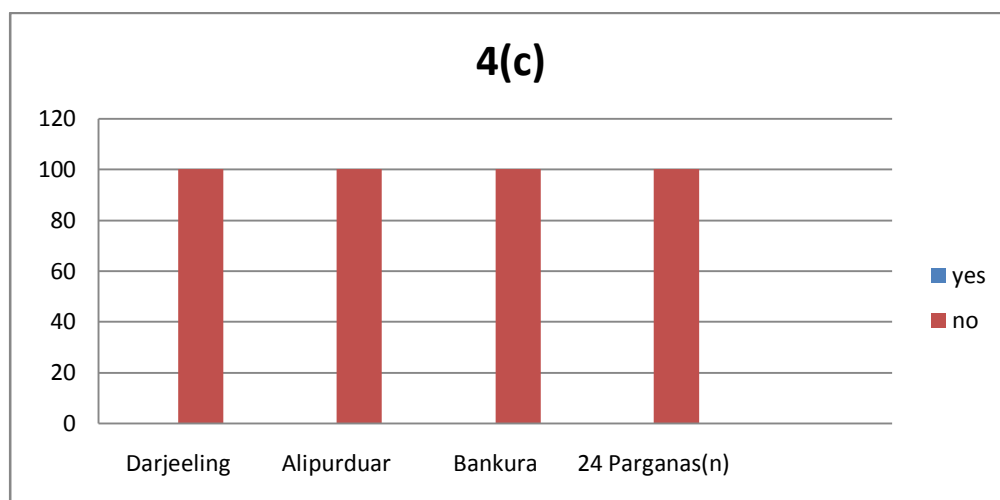


Figure 4.9 NGO/SA, Question 4(c)

5.

The fifth question that was put to the respondents was divided into three sub-parts a, b and c.

The question that was put in part (a) was, “Do you think tribals are economically weak?”

The positive answer received in each districts are as follows:

| | | | |
|------|-----------------|----|-------|
| i. | DARJEELING | 60 | % |
| ii. | ALIPURDUAR | 80 | % |
| iii. | BANKURA | 96 | % and |
| iv. | 24 PARGANAS (N) | 76 | % |

The negative answer received in each district is as follows:

| | | | |
|------|-----------------|----|-------|
| i. | DARJEELING | 40 | % |
| ii. | ALIPURDUAR | 20 | % |
| iii. | BANKURA | 04 | % and |
| iv. | 24 PARGANAS (N) | 24 | % |

Therefore the first part of the fifth question gives us an impression that overall in every district NGO/ Social Activists thinks that the tribals are generally economically weak.

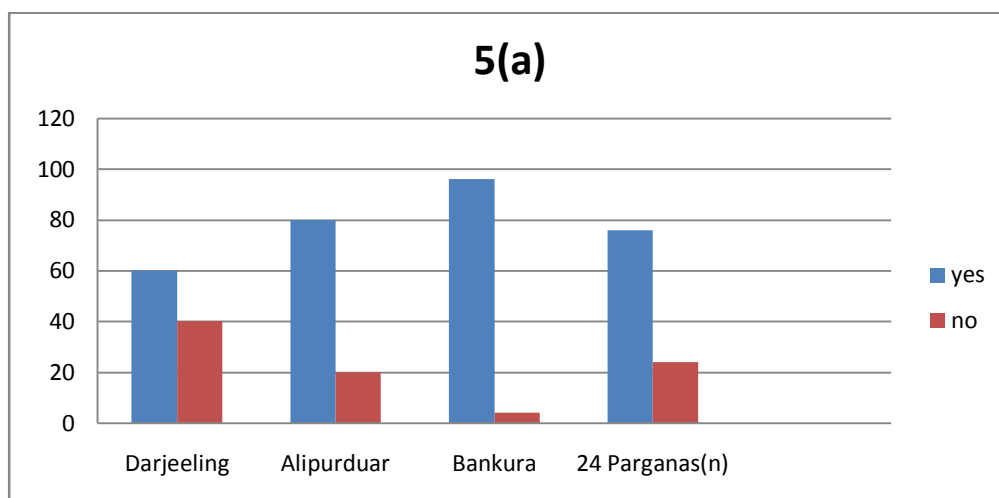


Figure 4.10 NGO/SA, Question 5(a)

The question that was put in part (b) was, “Do you think that Government is doing enough for protecting the economic interest of the tribals?”

The positive answer received in each districts is as follows:

- i. DARJEELING 56 %
- ii. ALIPURDUAR 60 %
- iii. BANKURA 40 % and
- iv. 24 PARGANAS (N) 56 %

The negative answer received in each district is as follows:

- i. DARJEELING 44 %
- ii. ALIPURDUAR 40 %
- iii. BANKURA 60 % and
- iv. 24 PARGANAS (N) 44 %

Therefore the second part of the fifth question gives us an impression that overall in every district NGO/ Social Activists are sceptical as to whether the government is doing enough for the tribals. Majority of them together believes that government is doing just enough. Although 60% of Bankura district respondents do not think government is doing enough.

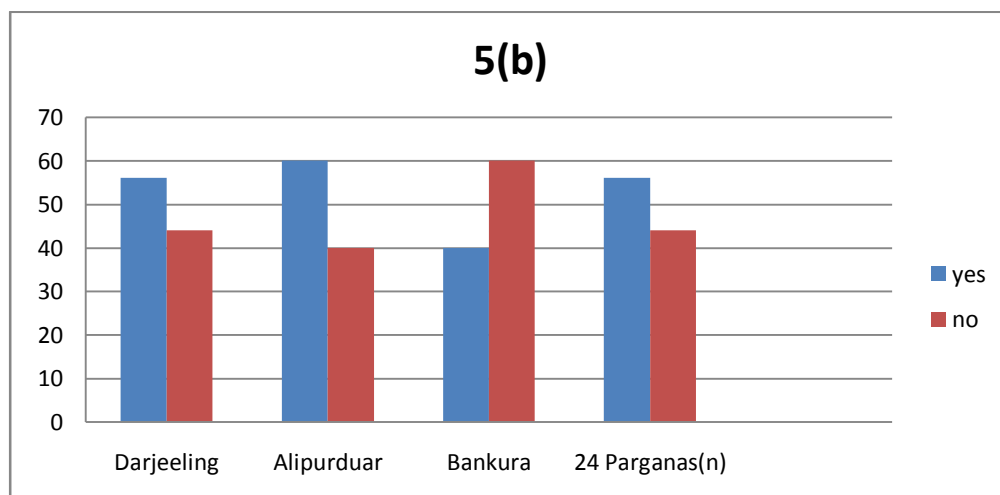


Figure 4.11 NGO/SA, Question 5(b)

The question that was put in part (c) was, “Do you expect more schemes from the government in furtherance of economic protection of the tribes?”

The positive answer received in each districts are as follows:

- i. DARJEELING 100 %
- ii. ALIPURDUAR 100 %
- iii. BANKURA 100 % and
- iv. 24 PARGANAS (N) 100 %

The negative answer received in each district is as follows:

- i. DARJEELING 00 %
- ii. ALIPURDUAR 00 %
- iii. BANKURA 00 % and
- iv. 24 PARGANAS (N) 00 %

Therefore the third part of the fifth question gives us an impression that overall in every district NGO/ Social Activists all across the state thinks that the Government should initiate more schemes in furtherance of economic protection of the tribes.

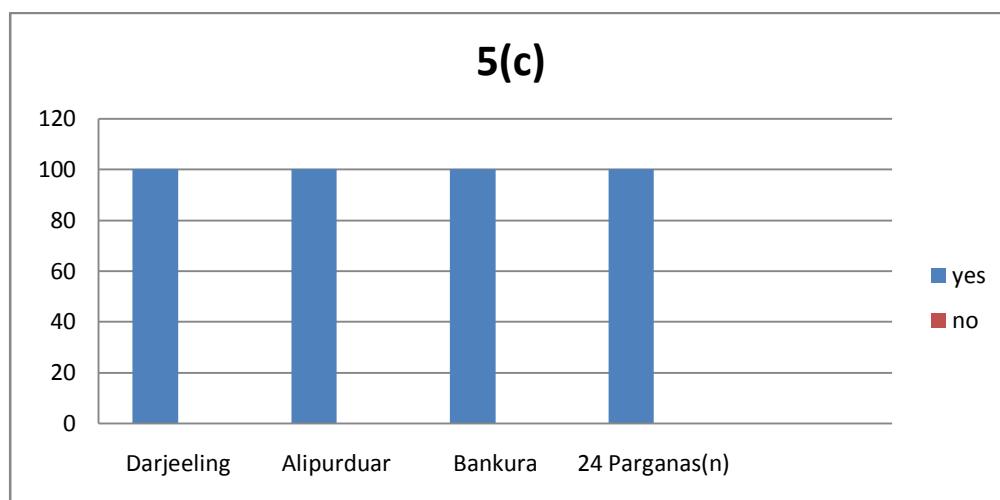


Figure 4.12 NGO/SA, Question 5(c)

6.

The sixth question that was put to the respondents was divided into three sub-parts a, b and c.

The question that was put in part (a) was, “Would returning land solve the economic problems of the tribals?”

The positive answer received in each districts are as follows:

| | | | |
|------|-----------------|----|-------|
| i. | DARJEELING | 80 | % |
| ii. | ALIPURDUAR | 72 | % |
| iii. | BANKURA | 60 | % and |
| iv. | 24 PARGANAS (N) | 76 | % |

The negative answer received in each district is as follows:

| | | | |
|------|-----------------|----|-------|
| i. | DARJEELING | 20 | % |
| ii. | ALIPURDUAR | 28 | % |
| iii. | BANKURA | 40 | % and |
| iv. | 24 PARGANAS (N) | 24 | % |

Therefore the first part of the sixth question gives us an impression that overall in every district NGO/ Social Activists thinks that returning land will solve the economic problems of the tribals.

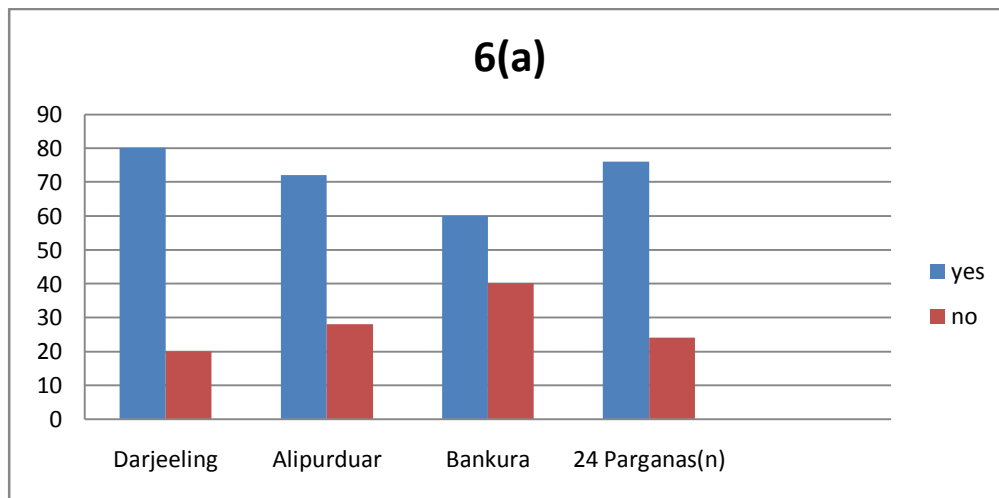


Figure 4.13 NGO/SA, Question 6(a)

The question that was put in part (b) was, “Do you suggest ‘job for land’, in case of displacement of tribes?”

The positive answer received in each districts is as follows:

- i. DARJEELING 100 %
- ii. ALIPURDUAR 100 %
- iii. BANKURA 100 % and
- iv. 24 PARGANAS (N) 100 %

The negative answer received in each district is as follows:

- i. DARJEELING 00 %
- ii. ALIPURDUAR 00 %
- iii. BANKURA 00 % and
- iv. 24 PARGANAS (N) 00 %

Therefore the second part of the sixth question gives us an impression that overall in every district NGO/ Social Activists thinks that they would suggest ‘job for land’, in case of displacement of tribes.

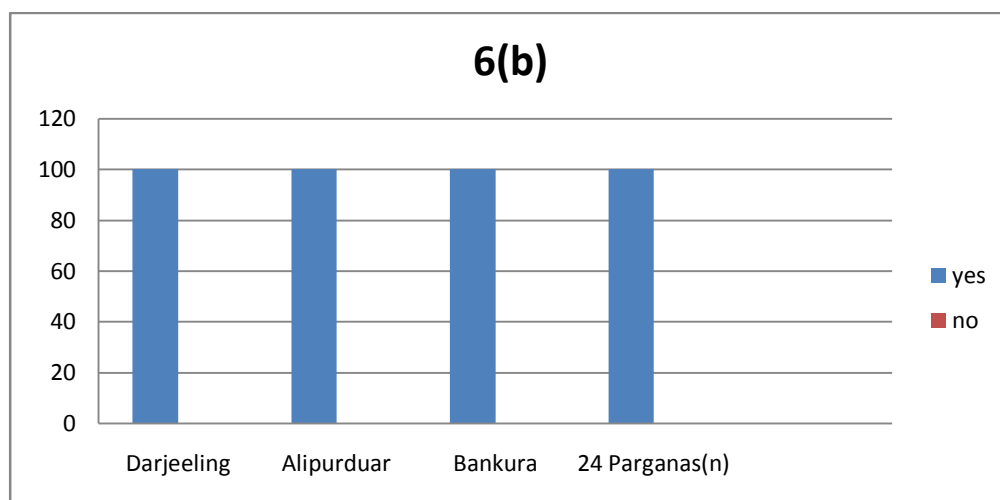


Figure 4.14 NGO/SA, Question 6(b)

The question that was put in part (c) was, “Do you suggest both job and monetary compensation in case of displacement of tribes?”

The positive answer received in each districts are as follows:

- i. DARJEELING 100 %
- ii. ALIPURDUAR 100 %
- iii. BANKURA 100 % and
- iv. 24 PARGANAS (N) 100 %

The negative answer received in each district is as follows:

- i. DARJEELING 00 %
- ii. ALIPURDUAR 00 %
- iii. BANKURA 00 % and
- iv. 24 PARGANAS (N) 00 %

Therefore the third part of the sixth question gives us an impression that overall in every district NGO/ Social Activists believe that they would best suggest both job and monetary compensation in case of displacement of tribe.

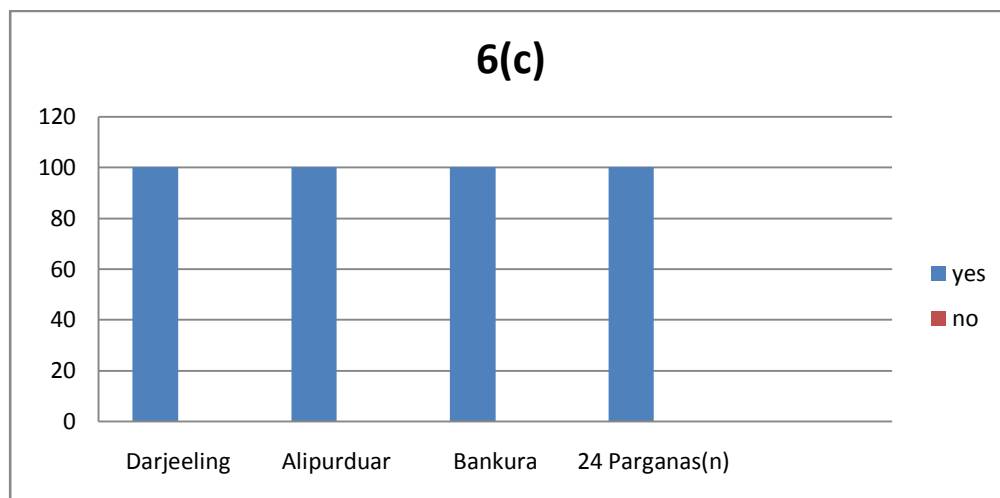


Figure 4.15 NGO/SA, Question 6(c)

7.

The seventh question that was put to the respondents was divided into two sub-parts a and b.

The question that was put in part (a) was, “In case of any minor health related issues, do you think that tribals use the traditional method of healing?”

The positive answer received in each districts are as follows:

| | | | |
|------|-----------------|----|-------|
| i. | DARJEELING | 72 | % |
| ii. | ALIPURDUAR | 80 | % |
| iii. | BANKURA | 60 | % and |
| iv. | 24 PARGANAS (N) | 52 | % |

The negative answer received in each district is as follows:

| | | | |
|------|-----------------|----|-------|
| i. | DARJEELING | 28 | % |
| ii. | ALIPURDUAR | 20 | % |
| iii. | BANKURA | 40 | % and |
| iv. | 24 PARGANAS (N) | 48 | % |

Therefore the first part of the seventh question gives us an impression that overall in the first three districts NGO/ Social Activists feel that In case of any minor health related issues, do you think that tribals use the traditional method of healing. However the NGO/ Social Activists of district 24 Parganas (N) is almost squarely divided on this question.

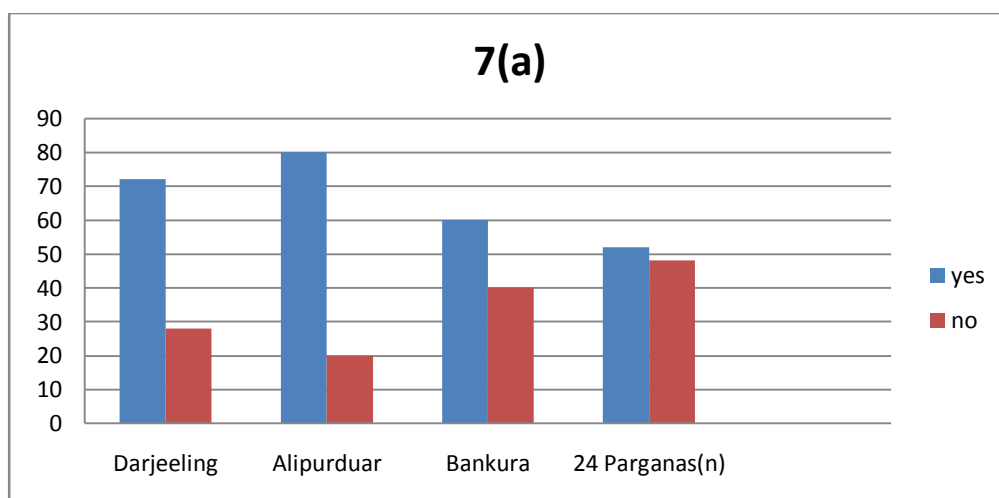


Figure 4.15 NGO/SA, Question 7(a)

The question that was put in part (b) was, “Do you think tribals use Government Hospitals and Health Centres to address their health issues?”

The positive answer received in each districts is as follows:

- i. DARJEELING 100 %
- ii. ALIPURDUAR 100 %
- iii. BANKURA 100 % and
- iv. 24 PARGANAS (N) 100 %

The negative answer received in each district is as follows:

- i. DARJEELING 00 %
- ii. ALIPURDUAR 00 %
- iii. BANKURA 00 % and
- iv. 24 PARGANAS (N) 00 %

Therefore the second part of the seventh question gives us an impression that overall in every district NGO/ Social Activists think that the tribals use Government Hospitals and Health Centres to address their health issues.

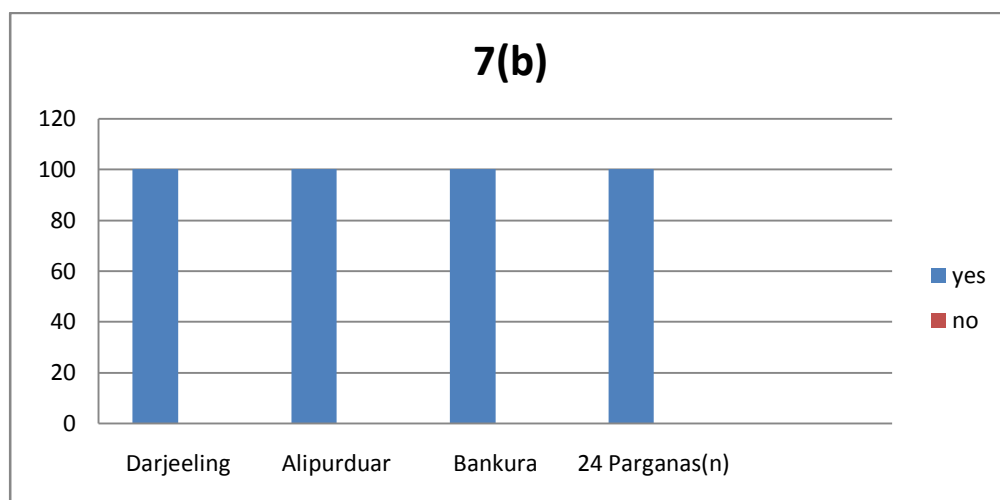


Figure 4.16 NGO/SA, Question 7(b)

8.

The eighth question that was put to the respondents was divided into three sub-parts a, b and c.

The question that was put in part (a) was, “Do you/ your institute participate in various tribal cultural programs?”

The positive answer received in each districts are as follows:

- i. DARJEELING 100 %
- ii. ALIPURDUAR 100 %
- iii. BANKURA 100 % and
- iv. 24 PARGANAS (N) 100 %

The negative answer received in each district is as follows:

- i. DARJEELING 00 %
- ii. ALIPURDUAR 00 %
- iii. BANKURA 00 % and
- iv. 24 PARGANAS (N) 00 %

Therefore the first part of the eighth question gives us an impression that overall in every district NGO/ Social Activists participate in various tribal cultural programs.

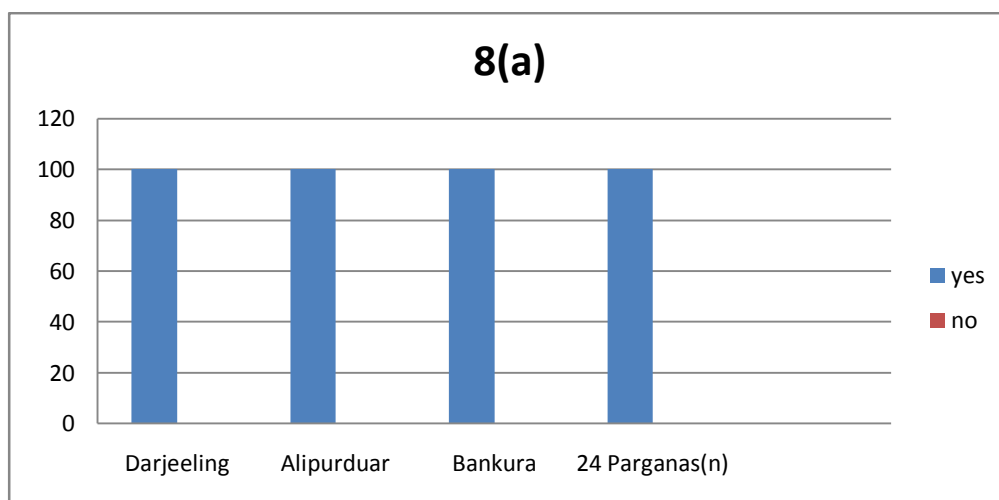


Figure 4.17 NGO/SA, Question 8(a)

The question that was put in part (b) was, “Have the participation increased over the years?”

The positive answer received in each districts is as follows:

- i. DARJEELING 80 %
- ii. ALIPURDUAR 72 %
- iii. BANKURA 68 % and
- iv. 24 PARGANAS (N) 88 %

The negative answer received in each district is as follows:

- i. DARJEELING 20 %
- ii. ALIPURDUAR 28 %
- iii. BANKURA 32 % and
- iv. 24 PARGANAS (N) 12 %

Therefore the second part of the eighth question gives us an impression that overall in every district NGO/ Social Activists the participation of tribals have increased over the years.

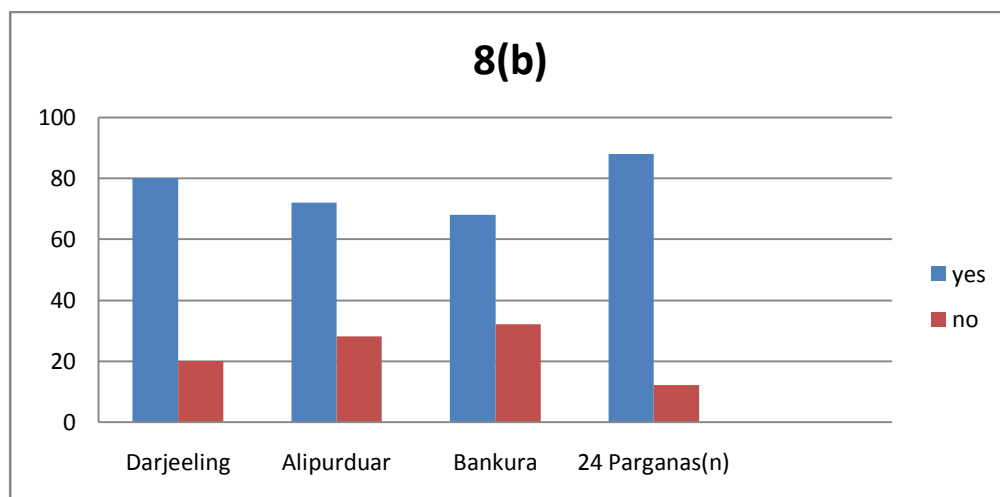


Figure 4.18 NGO/SA, Question 8(b)

The question that was put in part (c) was, “Have the government come forward to organise such events?”

The positive answer received in each districts are as follows:

- i. DARJEELING 100 %
- ii. ALIPURDUAR 100 %
- iii. BANKURA 100 % and
- iv. 24 PARGANAS (N) 100 %

The negative answer received in each district is as follows:

- i. DARJEELING 00 %
- ii. ALIPURDUAR 00 %
- iii. BANKURA 00 % and
- iv. 24 PARGANAS (N) 00 %

Therefore the third part of the eighth question gives us an impression that overall in every district NGO/ Social Activists think that the government has come forward to organise such events.

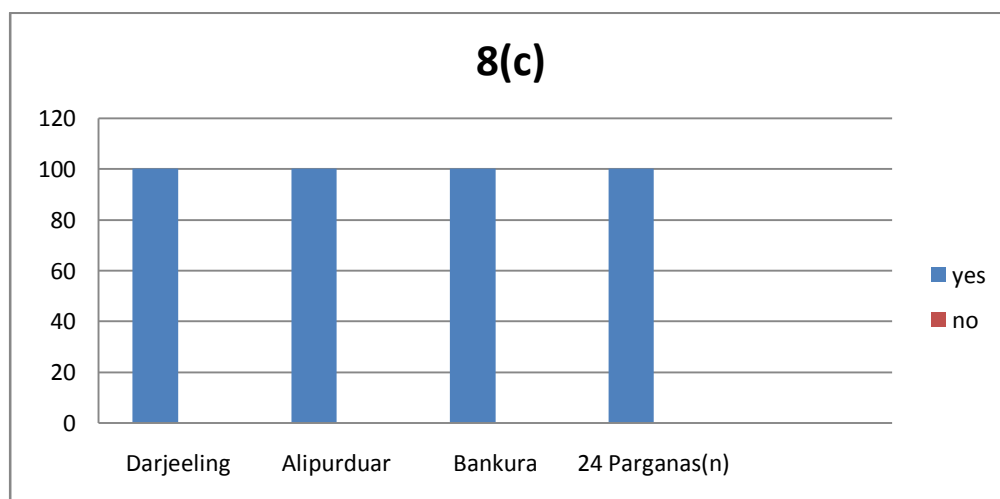


Figure 4.19 NGO/SA, Question 8(c)

9.

The ninth question that was put to the respondents was divided into three sub-parts a, b and c.

The question that was put in part (a) was, “Do you know the concept of Below Poverty Level (BPL) Card?”

The positive answer received in each districts are as follows:

- i. DARJEELING 100 %
- ii. ALIPURDUAR 100 %
- iii. BANKURA 100 % and
- iv. 24 PARGANAS (N) 100 %

The negative answer received in each district is as follows:

- i. DARJEELING 00 %
- ii. ALIPURDUAR 00 %
- iii. BANKURA 00 % and
- iv. 24 PARGANAS (N) 00 %

Therefore the first part of the ninth question gives us an impression that overall in every district NGO/ Social Activists all of the respondents know what is BPL Card.

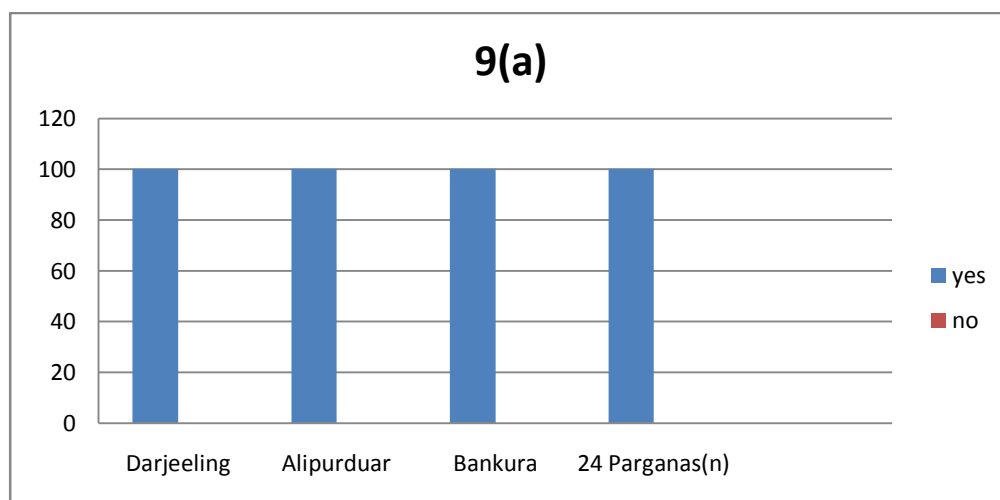


Figure 4.20 NGO/SA, Question 9(a)

The question that was put in part (b) was, “Do you think most of the tribals below BPL in your locality have got the BPL Card?”

The positive answer received in each districts is as follows:

- i. DARJEELING 100 %
- ii. ALIPURDUAR 100 %
- iii. BANKURA 100 % and
- iv. 24 PARGANAS (N) 100 %

The negative answer received in each district is as follows:

- i. DARJEELING 00 %
- ii. ALIPURDUAR 00 %
- iii. BANKURA 00 % and
- iv. 24 PARGANAS (N) 00 %

Therefore the second part of the ninth question gives us an impression that overall in every district NGO/ Social Activists thinks that most of the tribals below BPL in your locality have got the BPL Card.

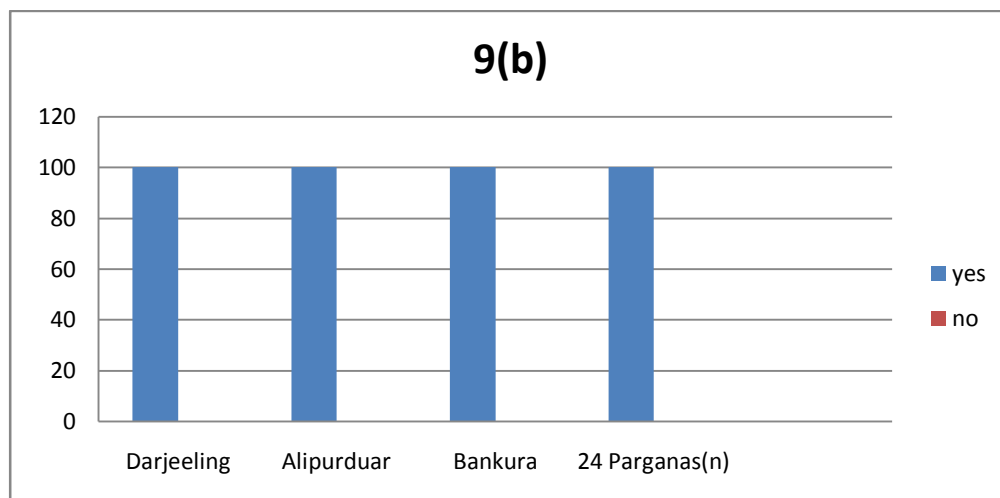


Figure 4.21 NGO/SA, Question 9(b)

The question that was put in part (c) was, “Did the government take any specific measures to protect indigenous culture and knowledge in your locality?”

The positive answer received in each districts are as follows:

- i. DARJEELING 20 %
- ii. ALIPURDUAR 28 %
- iii. BANKURA 24 % and
- iv. 24 PARGANAS (N) 28 %

The negative answer received in each district is as follows:

- i. DARJEELING 80 %
- ii. ALIPURDUAR 72 %
- iii. BANKURA 76 % and
- iv. 24 PARGANAS (N) 68 %

Therefore the first part of the ninth question gives us an impression that overall in every district NGO/ Social Activists think that the government has not taken any specific measures to protect indigenous culture and knowledge in their locality.

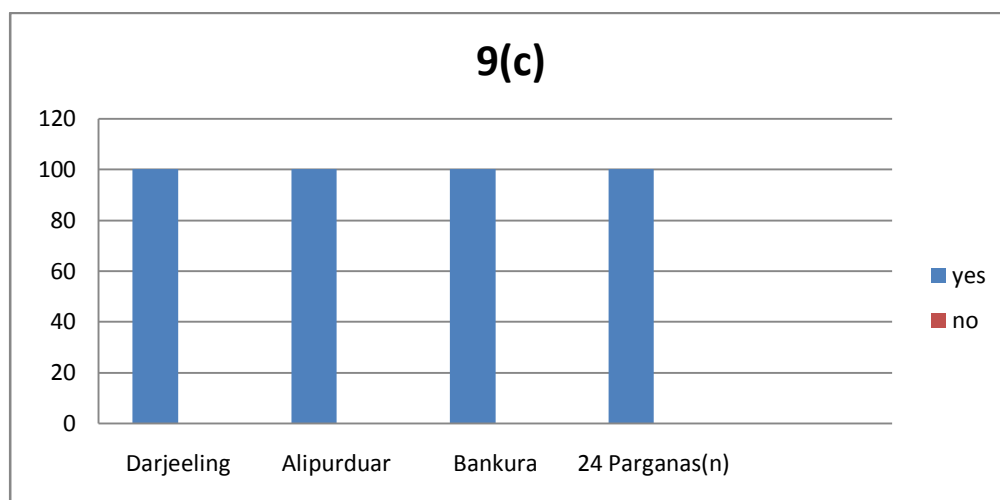


Figure 4.22 NGO/SA, Question 9(c)

10.

The tenth question that was put to the respondents was divided into three sub-parts a, b and c.

The question that was put in part (a) was, “Do you know that government has any such schemes of financial assistance to people/organisation working for tribals?”

The positive answer received in each districts are as follows:

| | | | |
|------|-----------------|-----|-------|
| i. | DARJEELING | 100 | % |
| ii. | ALIPURDUAR | 100 | % |
| iii. | BANKURA | 80 | % and |
| iv. | 24 PARGANAS (N) | 92 | % |

The negative answer received in each district is as follows:

| | | | |
|------|-----------------|----|-------|
| i. | DARJEELING | 00 | % |
| ii. | ALIPURDUAR | 00 | % |
| iii. | BANKURA | 20 | % and |
| iv. | 24 PARGANAS (N) | 08 | % |

Therefore the first part of the tenth question gives us an impression that overall in every district NGO/ Social Activists know that government has schemes of financial assistance to people/organisation working for tribals.

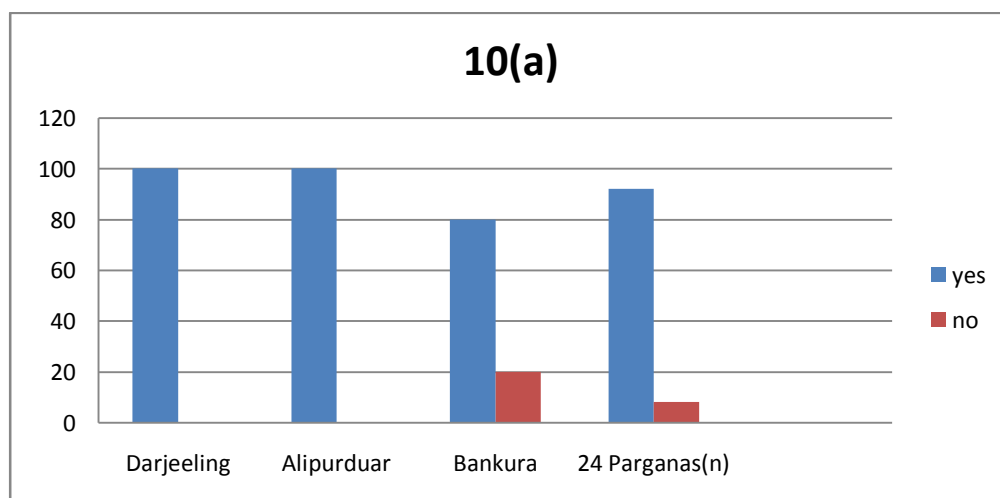


Figure 4.23 NGO/SA, Question 10(a)

The question that was put in part (b) was, “Have you/your institution received any such financial assistance?”

The positive answer received in each districts is as follows:

| | | | |
|------|-----------------|----|-------|
| i. | DARJEELING | 72 | % |
| ii. | ALIPURDUAR | 92 | % |
| iii. | BANKURA | 20 | % and |
| iv. | 24 PARGANAS (N) | 60 | % |

The negative answer received in each district is as follows:

| | | | |
|------|-----------------|----|-------|
| i. | DARJEELING | 28 | % |
| ii. | ALIPURDUAR | 08 | % |
| iii. | BANKURA | 80 | % and |
| iv. | 24 PARGANAS (N) | 40 | % |

Therefore the second part of the tenth question gives us an impression that overall in every district NGO/ Social Activists have received such financial assistance except the district of Bankura respondents, the assessment of which revealed that only 20% have got financial assistance from the Government.

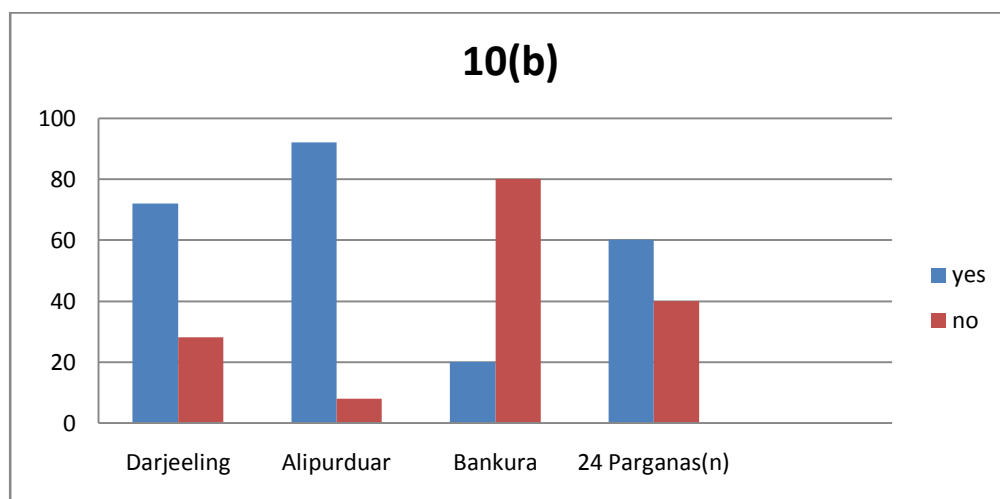


Figure 4.24 NGO/SA, Question 10(b)

The question that was put in part (c) was, “Do you think your participation at the time of framing various schemes of the government for the tribes would make any difference?”

The positive answer received in each districts are as follows:

| | | | |
|------|-----------------|-----|-------|
| i. | DARJEELING | 100 | % |
| ii. | ALIPURDUAR | 100 | % |
| iii. | BANKURA | 100 | % and |
| iv. | 24 PARGANAS (N) | 100 | % |

The negative answer received in each district is as follows:

| | | | |
|------|-----------------|----|-------|
| i. | DARJEELING | 00 | % |
| ii. | ALIPURDUAR | 00 | % |
| iii. | BANKURA | 00 | % and |
| iv. | 24 PARGANAS (N) | 00 | % |

Therefore the third part of the tenth question gives us an impression that overall in every district NGO/ Social Activists all the respondents thinks that their participation at the time of framing various schemes of the government for the tribes would make some significant difference to the overall success of such projects and the gross development of the tribes.

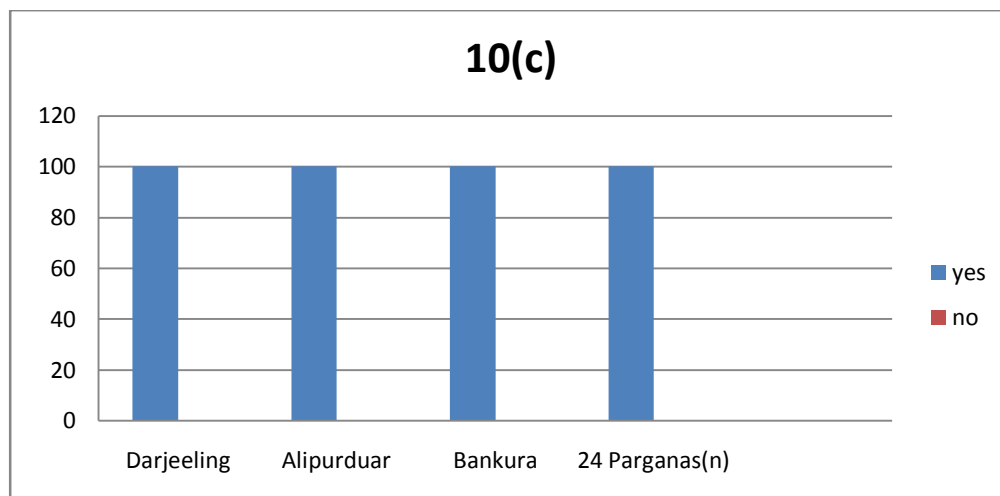


Figure 4.25 NGO/SA, Question 10(c)

PART E

TABLE 11.1

OPINION SURVEY AMONG THE TRIBALS IN DARJEELING DISTRICT

| QUESTION NO. | QUESTIONS PUT TO TRIBAL RESPONDENTS | RESPONSE IN % | |
|--------------|--|---------------|-----|
| | | YES | NO |
| 1. (a) | Have you got any education from school? | 24 | 76 |
| (b) | Do you send your children to school? | 60 | 40 |
| (c) | Do you make sure that your children get the traditional method of education? | 40 | 60 |
| 2. (a) | Do you stay in your ancestral land? | 92 | 08 |
| (b) | Do you carry on the ancestral profession? | 52 | 48 |
| (c) | Have you or your immediate parents been dispossessed from your land? | 00 | 100 |
| 3. (a) | Have you been subjected to any act of atrocity? | 00 | 100 |
| (b) | Do you take any legal recourse against such act? | 00 | 100 |
| (c) | Do these acts recur? | 00 | 100 |
| 4. (a) | Do you know about any self occupational scheme for tribals? | 20 | 80 |
| (b) | Have you or any of your family members got any assistance from such schemes, if any? | 00 | 100 |
| (c) | Do you expect more schemes from the government? | 100 | 00 |
| 5. (a) | Would returning land solve the economic problems of the tribals? | 96 | 04 |
| (b) | Do you suggest 'job for land', in case of displacement of tribes? | 100 | 00 |
| (c) | Do you suggest both job and monetary compensation in case of displacement of tribes? | 100 | 00 |

| QUESTION NO. | QUESTIONS PUT TO TRIBAL RESPONDENTS | RESPONSE IN % | |
|--------------|---|---------------|-----|
| | | YES | NO |
| 6. (a) | In case of any minor health related issues, do you use the traditional method of healing? | 80 | 20 |
| (b) | Is there any health centre/hospital of the government in the vicinity? | 100 | 00 |
| (c) | Have you ever visited such health centre/hospital for yourself or your family? | 100 | 00 |
| 7. (a) | Do you participate in various tribal cultural programs? | 52 | 48 |
| (b) | Have the participation increased over the years? | 72 | 28 |
| (c) | Have the government come forward to organise such events? | 92 | 08 |
| 8. (a) | Do you know the concept of Below Poverty Level (BPL Card)? | 100 | 00 |
| (b) | Do you possess BPL Card? | 66 | 34 |
| (c) | Do you think everyone below BPL in your locality have got the BPL Card? | 72 | 28 |
| 9. (a) | Is there any speciality of your tribe in regards to art and culture? | 20 | 80 |
| (b) | Do the government take any measure to protect indigenous knowledge in your locality? | 00 | 100 |
| 10. (a) | Do you think that the tribal population is decreasing? | 08 | 92 |
| (b) | Do you think the population of your tribe is reducing? | 08 | 92 |
| (c) | Do you think the indigenous culture of your tribe is reducing gradually? | 100 | 00 |

TABLE 11.2

OPINION SURVEY AMONG THE TRIBALS IN ALIPURDUAR DISTRICT

| QUESTION NO. | QUESTIONS PUT TO TRIBAL RESPONDENTS | RESPONSE IN % | |
|--------------|--|---------------|-----|
| | | YES | NO |
| 1. (a) | Have you got any education from school? | 08 | 92 |
| (b) | Do you send your children to school? | 68 | 32 |
| (c) | Do you make sure that your children get the traditional method of education? | 48 | 52 |
| 2. (a) | Do you stay in your ancestral land? | 92 | 08 |
| (b) | Do you carry on the ancestral profession? | 84 | 16 |
| (c) | Have you or your immediate parents been dispossessed from your land? | 00 | 100 |
| 3. (a) | Have you been subjected to any act of atrocity? | 00 | 100 |
| (b) | Do you take any legal recourse against such act? | 00 | 100 |
| (c) | Do these acts recur? | 00 | 100 |
| 4. (a) | Do you know about any self occupational scheme for tribals? | 24 | 76 |
| (b) | Have you or any of your family members got any assistance from such schemes, if any? | 00 | 100 |
| (c) | Do you expect more schemes from the government? | 100 | 00 |
| 5. (a) | Would returning land solve the economic problems of the tribals? | 76 | 24 |
| (b) | Do you suggest 'job for land', in case of displacement of tribes? | 100 | 00 |
| (c) | Do you suggest both job and monetary compensation in case of displacement of tribes? | 100 | 00 |

| QUESTION NO. | QUESTIONS PUT TO TRIBAL RESPONDENTS | RESPONSE IN % | |
|--------------|---|---------------|-----|
| | | YES | NO |
| 6. (a) | In case of any minor health related issues, do you use the traditional method of healing? | 84 | 16 |
| (b) | Is there any health centre/hospital of the government in the vicinity? | 100 | 00 |
| (c) | Have you ever visited such health centre/hospital for yourself or your family? | 100 | 00 |
| 7. (a) | Do you participate in various tribal cultural programs? | 52 | 48 |
| (b) | Have the participation increased over the years? | 76 | 24 |
| (c) | Have the government come forward to organise such events? | 96 | 04 |
| 8. (a) | Do you know the concept of Below Poverty Level (BPL Card)? | 100 | 00 |
| (b) | Do you possess BPL Card? | 92 | 08 |
| (c) | Do you think everyone below BPL in your locality have got the BPL Card? | 80 | 20 |
| 9. (a) | Is there any speciality of your tribe in regards to art and culture? | 20 | 80 |
| (b) | Do the government take any measure to protect indigenous knowledge in your locality? | 00 | 100 |
| 10. (a) | Do you think that the tribal population is decreasing? | 08 | 92 |
| (b) | Do you think the population of your tribe is reducing? | 00 | 100 |
| (c) | Do you think the indigenous culture of your tribe is reducing gradually? | 100 | 00 |

TABLE 11.3

OPINION SURVEY AMONG THE TRIBALS IN BANKURA DISTRICT

| QUESTION NO. | QUESTIONS PUT TO TRIBAL RESPONDENTS | RESPONSE IN % | |
|--------------|--|---------------|-----|
| | | YES | NO |
| 1. (a) | Have you got any education from school? | 04 | 96 |
| (b) | Do you send your children to school? | 52 | 48 |
| (c) | Do you make sure that your children get the traditional method of education? | 84 | 16 |
| 2. (a) | Do you stay in your ancestral land? | 100 | 00 |
| (b) | Do you carry on the ancestral profession? | 96 | 04 |
| (c) | Have you or your immediate parents been dispossessed from your land? | 00 | 100 |
| 3. (a) | Have you been subjected to any act of atrocity? | 00 | 100 |
| (b) | Do you take any legal recourse against such act? | 00 | 100 |
| (c) | Do these acts recur? | 00 | 100 |
| 4. (a) | Do you know about any self occupational scheme for tribals? | 04 | 96 |
| (b) | Have you or any of your family members got any assistance from such schemes, if any? | 00 | 100 |
| (c) | Do you expect more schemes from the government? | 100 | 00 |
| 5. (a) | Would returning land solve the economic problems of the tribals? | 96 | 04 |
| (b) | Do you suggest 'job for land', in case of displacement of tribes? | 100 | 00 |
| (c) | Do you suggest both job and monetary compensation in case of displacement of tribes? | 100 | 00 |

| QUESTION NO. | QUESTIONS PUT TO TRIBAL RESPONDENTS | RESPONSE IN % | |
|--------------|---|---------------|-----|
| | | YES | NO |
| 6. (a) | In case of any minor health related issues, do you use the traditional method of healing? | 84 | 16 |
| (b) | Is there any health centre/hospital of the government in the vicinity? | 92 | 08 |
| (c) | Have you ever visited such health centre/hospital for yourself or your family? | 100 | 00 |
| 7. (a) | Do you participate in various tribal cultural programs? | 52 | 48 |
| (b) | Have the participation increased over the years? | 52 | 48 |
| (c) | Have the government come forward to organise such events? | 52 | 48 |
| 8. (a) | Do you know the concept of Below Poverty Level (BPL Card)? | 100 | 00 |
| (b) | Do you possess BPL Card? | 92 | 08 |
| (c) | Do you think everyone below BPL in your locality have got the BPL Card? | 84 | 16 |
| 9. (a) | Is there any speciality of your tribe in regards to art and culture? | 08 | 92 |
| (b) | Do the government take any measure to protect indigenous knowledge in your locality? | 00 | 100 |
| 10. (a) | Do you think that the tribal population is decreasing? | 04 | 96 |
| (b) | Do you think the population of your tribe is reducing? | 00 | 100 |
| (c) | Do you think the indigenous culture of your tribe is reducing gradually? | 80 | 20 |

TABLE 11.4

OPINION SURVEY AMONG THE TRIBALS IN 24 PARGANAS (N) DISTRICT

| QUESTION NO. | QUESTIONS PUT TO TRIBAL RESPONDENTS | RESPONSE IN % | |
|--------------|--|---------------|-----|
| | | YES | NO |
| 1. (a) | Have you got any education from school? | 60 | 40 |
| (b) | Do you send your children to school? | 84 | 16 |
| (c) | Do you make sure that your children get the traditional method of education? | 08 | 92 |
| 2. (a) | Do you stay in your ancestral land? | 20 | 80 |
| (b) | Do you carry on the ancestral profession? | 64 | 36 |
| (c) | Have you or your immediate parents been dispossessed from your land? | 24 | 76 |
| 3. (a) | Have you been subjected to any act of atrocity? | 24 | 76 |
| (b) | Do you take any legal recourse against such act? | 04 | 96 |
| (c) | Do these acts recur? | 08 | 92 |
| 4. (a) | Do you know about any self occupational scheme for tribals? | 36 | 64 |
| (b) | Have you or any of your family members got any assistance from such schemes, if any? | 00 | 100 |
| (c) | Do you expect more schemes from the government? | 100 | 00 |
| 5. (a) | Would returning land solve the economic problems of the tribals? | 66 | 34 |
| (b) | Do you suggest 'job for land', in case of displacement of tribes? | 100 | 00 |
| (c) | Do you suggest both job and monetary compensation in case of displacement of tribes? | 100 | 00 |

| QUESTION NO. | QUESTIONS PUT TO TRIBAL RESPONDENTS | RESPONSE IN % | |
|--------------|---|---------------|-----|
| | | YES | NO |
| 6. (a) | In case of any minor health related issues, do you use the traditional method of healing? | 66 | 34 |
| (b) | Is there any health centre/hospital of the government in the vicinity? | 100 | 00 |
| (c) | Have you ever visited such health centre/hospital for yourself or your family? | 100 | 00 |
| 7. (a) | Do you participate in various tribal cultural programs? | 76 | 24 |
| (b) | Have the participation increased over the years? | 76 | 24 |
| (c) | Have the government come forward to organise such events? | 88 | 12 |
| 8. (a) | Do you know the concept of Below Poverty Level (BPL Card)? | 100 | 00 |
| (b) | Do you possess BPL Card? | 52 | 48 |
| (c) | Do you think everyone below BPL in your locality have got the BPL Card? | 96 | 04 |
| 9. (a) | Is there any speciality of your tribe in regards to art and culture? | 48 | 52 |
| (b) | Do the government take any measure to protect indigenous knowledge in your locality? | 08 | 92 |
| 10. (a) | Do you think that the tribal population is decreasing? | 04 | 96 |
| (b) | Do you think the population of your tribe is reducing? | 00 | 100 |
| (c) | Do you think the indigenous culture of your tribe is reducing gradually? | 100 | 00 |

PART F

TABLE 12.1

OPINION SURVEY AMONG THE NON TRIBALS IN DARJEELING DISTRICT

| QUESTION NO. | QUESTIONS PUT TO NON TRIBAL RESPONDENTS | RESPONSE IN % | |
|--------------|--|---------------|----|
| | | YES | NO |
| 1. | Do you think tribals are generally poor and subjected to various inhuman conditions? | 80 | 20 |
| 2. | Do you think tribal population is decreasing? | 04 | 96 |
| 3. | Do you think that tribals are leaving their ancestral profession? | 84 | 16 |
| 4. | Do you know about Scheduled Caste and Scheduled Tribes (Prevention of Atrocities) Act, 1989 | 24 | 76 |
| 5. | Do you know acts of atrocities are cognizable offences? | 08 | 92 |
| 6. | In case of any minor health related issues, do you think that tribals use the traditional method of healing? | 64 | 36 |
| 7. | Do you think tribals use Government Hospitals and Health Centres to address their health issues? | 96 | 04 |
| 8. | Do you support reservation for tribals? | 60 | 40 |
| 9. | Do you think government is doing enough for protecting the economic interests of tribals? | 48 | 52 |
| 10. | Do you think tribals need support from the government? | 92 | 08 |

TABLE 12.2

OPINION SURVEY AMONG THE NON TRIBALS IN ALIPURDUAR DISTRICT

| QUESTION NO. | QUESTIONS PUT TO NON TRIBAL RESPONDENTS | RESPONSE IN % | |
|--------------|--|---------------|----|
| | | YES | NO |
| 1. | Do you think tribals are generally poor and subjected to various inhuman conditions? | 88 | 12 |
| 2. | Do you think tribal population is decreasing? | 20 | 80 |
| 3. | Do you think that tribals are leaving their ancestral profession? | 88 | 12 |
| 4. | Do you know about Scheduled Caste and Scheduled Tribes (Prevention of Atrocities) Act, 1989 | 36 | 64 |
| 5. | Do you know acts of atrocities are cognizable offences? | 20 | 80 |
| 6. | In case of any minor health related issues, do you think that tribals use the traditional method of healing? | 48 | 52 |
| 7. | Do you think tribals use Government Hospitals and Health Centres to address their health issues? | 100 | 00 |
| 8. | Do you support reservation for tribals? | 76 | 24 |
| 9. | Do you think government is doing enough for protecting the economic interests of tribals? | 66 | 44 |
| 10. | Do you think tribals need support from the government? | 84 | 16 |

TABLE 12.3

OPINION SURVEY AMONG THE NON TRIBALS IN BANKURA DISTRICT

| QUESTION NO. | QUESTIONS PUT TO NON TRIBAL RESPONDENTS | RESPONSE IN % | |
|--------------|--|---------------|----|
| | | YES | NO |
| 1. | Do you think tribals are generally poor and subjected to various inhuman conditions? | 92 | 08 |
| 2. | Do you think tribal population is decreasing? | 20 | 80 |
| 3. | Do you think that tribals are leaving their ancestral profession? | 72 | 28 |
| 4. | Do you know about Scheduled Caste and Scheduled Tribes (Prevention of Atrocities) Act, 1989 | 28 | 72 |
| 5. | Do you know acts of atrocities are cognizable offences? | 04 | 96 |
| 6. | In case of any minor health related issues, do you think that tribals use the traditional method of healing? | 52 | 48 |
| 7. | Do you think tribals use Government Hospitals and Health Centres to address their health issues? | 92 | 08 |
| 8. | Do you support reservation for tribals? | 68 | 32 |
| 9. | Do you think government is doing enough for protecting the economic interests of tribals? | 66 | 34 |
| 10. | Do you think tribals need support from the government? | 92 | 08 |

TABLE 12.4

OPINION SURVEY AMONG THE NON TRIBALS IN 24 PARGANAS (N) DISTRICT

| QUESTION NO. | QUESTIONS PUT TO NON TRIBAL RESPONDENTS | RESPONSE IN % | |
|--------------|--|---------------|----|
| | | YES | NO |
| 1. | Do you think tribals are generally poor and subjected to various inhuman conditions? | 66 | 34 |
| 2. | Do you think tribal population is decreasing? | 04 | 96 |
| 3. | Do you think that tribals are leaving their ancestral profession? | 80 | 20 |
| 4. | Do you know about Scheduled Caste and Scheduled Tribes (Prevention of Atrocities) Act, 1989 | 24 | 76 |
| 5. | Do you know acts of atrocities are cognizable offences? | 36 | 64 |
| 6. | In case of any minor health related issues, do you think that tribals use the traditional method of healing? | 52 | 48 |
| 7. | Do you think tribals use Government Hospitals and Health Centres to address their health issues? | 100 | 00 |
| 8. | Do you support reservation for tribals? | 52 | 48 |
| 9. | Do you think government is doing enough for protecting the economic interests of tribals? | 92 | 08 |
| 10. | Do you think tribals need support from the government? | 60 | 40 |

PART G

TABLE 13.1

OPINION SURVEY AMONG THE GOVERNMENT EMPLOYEE IN DARJEELING DISTRICT

| QUESTION NO. | QUESTIONS PUT TO GOVERNMENT EMPLOYEE RESPONDENTS | RESPONSE IN % | |
|--------------|--|---------------|----|
| | | YES | NO |
| 1. | Do you think tribals are generally poor and subjected to various inhuman conditions? | 72 | 28 |
| 2. | Do you think tribal population is decreasing? | 28 | 72 |
| 3. | Do you think that tribals are leaving their ancestral profession? | 88 | 12 |
| 4. | Do you know about Scheduled Caste and Scheduled Tribes (Prevention of Atrocities) Act, 1989 | 52 | 48 |
| 5. | Do you know acts of atrocities are cognizable offences? | 16 | 84 |
| 6. | In case of any minor health related issues, do you think that tribals use the traditional method of healing? | 60 | 40 |
| 7. | Do you think tribals use Government Hospitals and Health Centres to address their health issues? | 84 | 16 |
| 8. | Do you support reservation for tribals? | 76 | 24 |
| 9. | Do you think government is doing enough for protecting the economic interests of tribals? | 60 | 40 |
| 10. | Do you think tribals need support from the government? | 84 | 16 |

TABLE 13.2

OPINION SURVEY AMONG THE GOVERNMENT EMPLOYEE IN ALIPURDUAR

| QUESTION NO. | QUESTIONS PUT TO GOVERNMENT EMPLOYEE RESPONDENTS | RESPONSE IN % | |
|--------------|--|---------------|----|
| | | YES | NO |
| 1. | Do you think tribals are generally poor and subjected to various inhuman conditions? | 88 | 12 |
| 2. | Do you think tribal population is decreasing? | 24 | 76 |
| 3. | Do you think that tribals are leaving their ancestral profession? | 84 | 16 |
| 4. | Do you know about Scheduled Caste and Scheduled Tribes (Prevention of Atrocities) Act, 1989 | 44 | 66 |
| 5. | Do you know acts of atrocities are cognizable offences? | 24 | 76 |
| 6. | In case of any minor health related issues, do you think that tribals use the traditional method of healing? | 66 | 44 |
| 7. | Do you think tribals use Government Hospitals and Health Centres to address their health issues? | 96 | 04 |
| 8. | Do you support reservation for tribals? | 92 | 08 |
| 9. | Do you think government is doing enough for protecting the economic interests of tribals? | 44 | 66 |
| 10. | Do you think tribals need support from the government? | 96 | 04 |

TABLE 13.3

OPINION SURVEY AMONG THE GOVERNMENT EMPLOYEE IN BANKURA DISTRICT

| QUESTION NO. | QUESTIONS PUT TO GOVERNMENT EMPLOYEE RESPONDENTS | RESPONSE IN % | |
|--------------|--|---------------|----|
| | | YES | NO |
| 1. | Do you think tribals are generally poor and subjected to various inhuman conditions? | 72 | 28 |
| 2. | Do you think tribal population is decreasing? | 16 | 84 |
| 3. | Do you think that tribals are leaving their ancestral profession? | 96 | 04 |
| 4. | Do you know about Scheduled Caste and Scheduled Tribes (Prevention of Atrocities) Act, 1989 | 44 | 56 |
| 5. | Do you know acts of atrocities are cognizable offences? | 40 | 60 |
| 6. | In case of any minor health related issues, do you think that tribals use the traditional method of healing? | 84 | 16 |
| 7. | Do you think tribals use Government Hospitals and Health Centres to address their health issues? | 100 | 00 |
| 8. | Do you support reservation for tribals? | 76 | 24 |
| 9. | Do you think government is doing enough for protecting the economic interests of tribals? | 68 | 32 |
| 10. | Do you think tribals need support from the government? | 96 | 04 |

TABLE 13.4

OPINION SURVEY AMONG THE GOVERNMENT EMPLOYEE IN 24 PARGANAS (N)

| QUESTION NO. | QUESTIONS PUT TO GOVERNMENT EMPLOYEE RESPONDENTS | RESPONSE IN % | |
|--------------|--|---------------|-----|
| | | YES | NO |
| 1. | Do you think tribals are generally poor and subjected to various inhuman conditions? | 56 | 44 |
| 2. | Do you think tribal population is decreasing? | 00 | 100 |
| 3. | Do you think that tribals are leaving their ancestral profession? | 80 | 20 |
| 4. | Do you know about Scheduled Caste and Scheduled Tribes (Prevention of Atrocities) Act, 1989 | 76 | 24 |
| 5. | Do you know acts of atrocities are cognizable offences? | 32 | 68 |
| 6. | In case of any minor health related issues, do you think that tribals use the traditional method of healing? | 60 | 40 |
| 7. | Do you think tribals use Government Hospitals and Health Centres to address their health issues? | 100 | 00 |
| 8. | Do you support reservation for tribals? | 56 | 44 |
| 9. | Do you think government is doing enough for protecting the economic interests of tribals? | 96 | 04 |
| 10. | Do you think tribals need support from the government? | 60 | 40 |

PART H

TABLE 14.1

OPINION SURVEY AMONG THE NGO/ SOCIAL ACTIVISTS IN DARJEELING DISTRICT

| QUESTION NO. | QUESTIONS PUT TO NGO/SOCIAL ACTIVIST RESPONDENTS | RESPONSE IN % | |
|--------------|---|---------------|-----|
| | | YES | NO |
| 1. (a) | Do you know that certain laws (enactments) are in force to protect the rights of tribals? | 100 | 00 |
| (b) | Can you specify any one of them? | 60 | 40 |
| 2. | Do you know that an act of atrocity is a cognizable offence under the Schedule Caste and Schedule Tribes (Prevention of Atrocities) Act 1989? | 100 | 00 |
| 3. (a) | Do you think most tribals stay in their ancestral land? | 80 | 20 |
| (b) | Do they still carry on their ancestral profession? | 76 | 24 |
| (c) | Do you think tribals are being dispossessed of their land at a very fast rate? | 20 | 80 |
| 4. (a) | Do you think tribals must have the liberty to transfer their indigenous know how to the next generation? | 100 | 00 |
| (b) | Are modern education systems equipped to provide such education to the tribal children? | 00 | 100 |
| (c) | Do you think NGOs and Social Activists can help in bridging the gap between traditional and modern educational system? | 100 | 00 |
| 5. (a) | Do you think tribals are economically weak? | 60 | 40 |
| (b) | Do you think that Government is doing enough for protecting the economic interest of the tribals? | 56 | 44 |
| (c) | Do you expect more schemes from the government in furtherance of economic protection of the tribes? | 100 | 00 |
| 6. (a) | Would returning land solve the economic problems of the tribals? | 80 | 20 |
| (b) | Do you suggest 'job for land', in case of displacement of tribes? | 100 | 00 |
| (c) | Do you suggest both job and monetary compensation in case of displacement of tribes? | 100 | 00 |

| QUESTION NO. | QUESTIONS PUT TO NGO/SOCIAL ACTIVIST RESPONDENTS | RESPONSE IN % | |
|--------------|--|---------------|----|
| | | YES | NO |
| 7. (a) | In case of any minor health related issues, do you think that tribals use the traditional method of healing? | 72 | 28 |
| (b) | Do you think tribals use Government Hospitals and Health Centres to address their health issues? | 100 | 00 |
| 8. (a) | Do you/ your Organisation participate in various tribal cultural programs? | 100 | 00 |
| (b) | Have the participation increased over the years? | 80 | 20 |
| (c) | Have the government come forward to organise such events? | 100 | 00 |
| 9. (a) | Do you know the concept of BPL Card? | 100 | 00 |
| (b) | Do you think most of the tribals have BPL Card with them? | 100 | 00 |
| (c) | Do the government taken any specific measures to protect indigenous culture and knowledge in your locality? | 20 | 80 |
| 10. (a) | Do you know that government has any such schemes of financial assistance to people/organisation working for tribals? | 100 | 00 |
| (b) | Have you/your institution received any such financial assistance? | 72 | 28 |
| (c) | Do you think your participation at the time of framing various schemes of the government for the tribes would make any difference? | 100 | 00 |

TABLE 14.2

OPINION SURVEY AMONG THE NGO/ SOCIAL ACTIVISTS IN ALIPURDUAR

| QUESTION NO. | QUESTIONS PUT TO NGO/SOCIAL ACTIVIST RESPONDENTS | RESPONSE IN % | |
|--------------|---|---------------|-----|
| | | YES | NO |
| 1. (a) | Do you know that certain laws (enactments) are in force to protect the rights of tribals? | 100 | 00 |
| (b) | Can you specify any one of them? | 56 | 44 |
| 2. | Do you know that an act of atrocity is a cognizable offence under the Schedule Caste and Schedule Tribes (Prevention of Atrocities) Act 1989? | 100 | 00 |
| 3. (a) | Do you think most tribals stay in their ancestral land? | 96 | 04 |
| (b) | Do they still carry on their ancestral profession? | 96 | 04 |
| (c) | Do you think tribals are being dispossessed of their land at a very fast rate? | 08 | 92 |
| 4. (a) | Do you think tribals must have the liberty to transfer their indigenous know how to the next generation? | 100 | 00 |
| (b) | Are modern education systems equipped to provide such education to the tribal children? | 00 | 100 |
| (c) | Do you think NGOs and Social Activists can help in bridging the gap between traditional and modern educational system? | 100 | 00 |
| 5. (a) | Do you think tribals are economically weak? | 80 | 20 |
| (b) | Do you think that Government is doing enough for protecting the economic interest of the tribals? | 60 | 40 |
| (c) | Do you expect more schemes from the government in furtherance of economic protection of the tribes? | 100 | 00 |
| 6. (a) | Would returning land solve the economic problems of the tribals? | 72 | 28 |
| (b) | Do you suggest 'job for land', in case of displacement of tribes? | 100 | 00 |
| (c) | Do you suggest both job and monetary compensation in case of displacement of tribes? | 100 | 00 |

| QUESTION NO. | QUESTIONS PUT TO NGO/SOCIAL ACTIVIST RESPONDENTS | RESPONSE IN % | |
|--------------|--|---------------|----|
| | | YES | NO |
| 7. (a) | In case of any minor health related issues, do you think that tribals use the traditional method of healing? | 80 | 20 |
| (b) | Do you think tribals use Government Hospitals and Health Centres to address their health issues? | 100 | 00 |
| 8. (a) | Do you/ your Organisation participate in various tribal cultural programs? | 100 | 00 |
| (b) | Have the participation increased over the years? | 72 | 28 |
| (c) | Have the government come forward to organise such events? | 100 | 00 |
| 9. (a) | Do you know the concept of BPL Card? | 100 | 00 |
| (b) | Do you think most of the tribals have BPL Card with them? | 100 | 00 |
| (c) | Do the government taken any specific measures to protect indigenous culture and knowledge in your locality? | 28 | 72 |
| 10. (a) | Do you know that government has any such schemes of financial assistance to people/organisation working for tribals? | 100 | 00 |
| (b) | Have you/your institution received any such financial assistance? | 92 | 08 |
| (c) | Do you think your participation at the time of framing various schemes of the government for the tribes would make any difference? | 100 | 00 |

TABLE 14.3

OPINION SURVEY AMONG THE NGO/ SOCIAL ACTIVISTS IN BANKURA DISTRICT

| QUESTION NO. | QUESTIONS PUT TO NGO/SOCIAL ACTIVIST RESPONDENTS | RESPONSE IN % | |
|--------------|---|---------------|-----|
| | | YES | NO |
| 1. (a) | Do you know that certain laws (enactments) are in force to protect the rights of tribals? | 100 | 00 |
| (b) | Can you specify any one of them? | 68 | 32 |
| 2. | Do you know that an act of atrocity is a cognizable offence under the Schedule Caste and Schedule Tribes (Prevention of Atrocities) Act 1989? | 100 | 00 |
| 3. (a) | Do you think most tribals stay in their ancestral land? | 96 | 04 |
| (b) | Do they still carry on their ancestral profession? | 96 | 04 |
| (c) | Do you think tribals are being dispossessed of their land at a very fast rate? | 20 | 80 |
| 4. (a) | Do you think tribals must have the liberty to transfer their indigenous know how to the next generation? | 100 | 00 |
| (b) | Are modern education systems equipped to provide such education to the tribal children? | 00 | 100 |
| (c) | Do you think NGOs and Social Activists can help in bridging the gap between traditional and modern educational system? | 100 | 00 |
| 5. (a) | Do you think tribals are economically weak? | 96 | 04 |
| (b) | Do you think that Government is doing enough for protecting the economic interest of the tribals? | 40 | 60 |
| (c) | Do you expect more schemes from the government in furtherance of economic protection of the tribes? | 100 | 00 |
| 6. (a) | Would returning land solve the economic problems of the tribals? | 60 | 40 |
| (b) | Do you suggest 'job for land', in case of displacement of tribes? | 100 | 00 |
| (c) | Do you suggest both job and monetary compensation in case of displacement of tribes? | 100 | 00 |

| QUESTION NO. | QUESTIONS PUT TO NGO/SOCIAL ACTIVIST RESPONDENTS | RESPONSE IN % | |
|--------------|--|---------------|----|
| | | YES | NO |
| 7. (a) | In case of any minor health related issues, do you think that tribals use the traditional method of healing? | 60 | 40 |
| (b) | Do you think tribals use Government Hospitals and Health Centres to address their health issues? | 100 | 00 |
| 8. (a) | Do you/ your Organisation participate in various tribal cultural programs? | 100 | 00 |
| (b) | Have the participation increased over the years? | 68 | 32 |
| (c) | Have the government come forward to organise such events? | 100 | 00 |
| 9. (a) | Do you know the concept of BPL Card? | 100 | 00 |
| (b) | Do you think most of the tribals have BPL Card with them? | 100 | 00 |
| (c) | Do the government taken any specific measures to protect indigenous culture and knowledge in your locality? | 24 | 76 |
| 10. (a) | Do you know that government has any such schemes of financial assistance to people/organisation working for tribals? | 80 | 20 |
| (b) | Have you/your institution received any such financial assistance? | 20 | 80 |
| (c) | Do you think your participation at the time of framing various schemes of the government for the tribes would make any difference? | 100 | 00 |

TABLE 14.4

OPINION SURVEY AMONG THE NGO/ SOCIAL ACTIVISTS IN 24 PARGANAS (N)

| QUESTION NO. | QUESTIONS PUT TO NGO/SOCIAL ACTIVIST RESPONDENTS | RESPONSE IN % | |
|--------------|---|---------------|-----|
| | | YES | NO |
| 1. (a) | Do you know that certain laws (enactments) are in force to protect the rights of tribals? | 100 | 00 |
| (b) | Can you specify any one of them? | 72 | 28 |
| 2. | Do you know that an act of atrocity is a cognizable offence under the Schedule Caste and Schedule Tribes (Prevention of Atrocities) Act 1989? | 100 | 00 |
| 3. (a) | Do you think most tribals stay in their ancestral land? | 44 | 56 |
| (b) | Do they still carry on their ancestral profession? | 54 | 46 |
| (c) | Do you think tribals are being dispossessed of their land at a very fast rate? | 44 | 56 |
| 4. (a) | Do you think tribals must have the liberty to transfer their indigenous know how to the next generation? | 100 | 00 |
| (b) | Are modern education systems equipped to provide such education to the tribal children? | 00 | 100 |
| (c) | Do you think NGOs and Social Activists can help in bridging the gap between traditional and modern educational system? | 100 | 00 |
| 5. (a) | Do you think tribals are economically weak? | 76 | 24 |
| (b) | Do you think that Government is doing enough for protecting the economic interest of the tribals? | 56 | 44 |
| (c) | Do you expect more schemes from the government in furtherance of economic protection of the tribes? | 100 | 00 |
| 6. (a) | Would returning land solve the economic problems of the tribals? | 76 | 24 |
| (b) | Do you suggest 'job for land', in case of displacement of tribes? | 100 | 00 |
| (c) | Do you suggest both job and monetary compensation in case of displacement of tribes? | 100 | 00 |

| QUESTION NO. | QUESTIONS PUT TO NGO/SOCIAL ACTIVIST RESPONDENTS | RESPONSE IN % | |
|--------------|--|---------------|----|
| | | YES | NO |
| 7. (a) | In case of any minor health related issues, do you think that tribals use the traditional method of healing? | 52 | 48 |
| (b) | Do you think tribals use Government Hospitals and Health Centres to address their health issues? | 100 | 00 |
| 8. (a) | Do you/ your Organisation participate in various tribal cultural programs? | 100 | 00 |
| (b) | Have the participation increased over the years? | 88 | 12 |
| (c) | Have the government come forward to organise such events? | 100 | 00 |
| 9. (a) | Do you know the concept of BPL Card? | 100 | 00 |
| (b) | Do you think most of the tribals have BPL Card with them? | 100 | 00 |
| (c) | Do the government taken any specific measures to protect indigenous culture and knowledge in your locality? | 28 | 72 |
| 10. (a) | Do you know that government has any such schemes of financial assistance to people/organisation working for tribals? | 92 | 08 |
| (b) | Have you/your institution received any such financial assistance? | 60 | 40 |
| (c) | Do you think your participation at the time of framing various schemes of the government for the tribes would make any difference? | 100 | 00 |

Data Analysis

On perusal of the above questionnaire, the scenario in West Bengal region can be summed up as follows:

1. On the outset it can be noticed from the data collected, the majority of tribals in North Bengal have not visited school. This trend is however missing in the district of North 24 Parganas where many have got the privilege of primary education. All the two districts of north Bengal and Bankura from South Bengal district have got an intense number of non school going tribals, which basically reveals that tribals are vulnerable to the situation in and around them because of lack of modern educational system. This also puts them in a situation of ignorance and being subject to victimisation.
2. However, it has also been a matter of satisfaction that majority of the tribal population in both the districts are sending their children and young ones to the school level primary education. Thus it can be said that the tribals are aware of their weakness arising out of lack of primary education. Hence, it may be noted in this regard that the tribals in and around the districts of west Bengal are exposed to primary education system.
3. The majority of the tribals in the first three districts of the universe make sure that their young ones get the benefit of traditional and ancient method of education arising out of exposure and experience. But the tribals of the district of North 24 Parganas do not practice of transferring their traditional system of education to the new generations. Instances of greater deviation from their indigenous habitat and transmission to the non tribal people are some of the common trends found in this district which is sad as it is losing the traditional knowledge at a very fast rate.
4. The majority of the tribals in north Bengal and Bankura have not faced the problem of displacement. They continue to stay in their ancestral land. This position is however not present in the district of North 24 Parganas. The majority of the tribal respondents present here are not the original inhabitants of this place.
5. The majority of the tribals in all the districts surveyed carry on their ancestral profession. It has been revealed that most of them are stick to what they have learnt from their ancestors and carry on the same profession. However some of the tribals have confessed otherwise while discussing with the researcher, that they even do other part time things along with their ancestral profession which is in most of the case farming and managing plantation and rearing cattle. About 25 percent of the tribal population in North 24 Parganas have stated that they have completely left their ancestral profession in search of new work and new living.

6. The problem of displacement amongst the tribal population in Bengal is very rare. All the respondent tribals in the districts surveyed except the district of North 24 Parganas carry on their land. None of their immediate ancestors have been displaced from their land. Only a quarter of the respondents or their immediate ancestors in North 24 Parganas have been subjected to the woos of displacement.
7. The cases of atrocity are literally negligible or nonexistent in north Bengal region. There has been a co existence of a lot of diversified people in Darjeeling, yet there has been no reported instance of atrocity in that district. The areas of Totopara and other adjoining tribal areas of Alipurduar also do not have any such case of practice of atrocity. There are instances of atrocity being practiced in the District of North 24 Parganas on the members of tribes from that of non tribals.

Irrespective of the number of cases of atrocities faced, by the tribals of the district of North 24 Parganas, majority of them have not been recorded and hence most of these cases go un-redressed. Therefore, the overall impression is that, in every district tribals have not faced any recurrence of any act of atrocities except the district of North 24 Parganas where around only in 10 percent of cases these acts of atrocities have recurred.

8. Overall in every district the majority of tribals are not aware of any self occupational scheme run by the government. Most of them have never heard of any specific schemes run by the government. The most ignorant of the existence of any such schemes is the district of Bankura where almost none have heard of any self occupational scheme run by the government.
9. Even when there are many examples of many self occupational schemes run by the government, none of the respondents have got any benefit from the said schemes. This reflects the poor condition of the schemes and also reflects the lack of awareness of these schemes. The government has failed to reach out to the tribals to involve them in more and more occupational schemes.
10. All the districts and the tribals in most of the districts are eagerly waiting for the assistance of the government to run these schemes. All of the respondents want more and more effective schemes to be implemented in the tribal areas. Thus, the government should try to make more schemes and try to effectively reach these people.
11. The majority of tribal respondents have stated that land is the crucial denomination of economic conditions as most of them rely directly on the land and its resources. Majority of the tribals in both north and south Bengal believes that the returning of the land of tribals

would help to revive their economic problems. However the mixed reaction of the respondents also makes the thing clear that they are sceptical about the condition of land the displaced tribals would get when they are returned to them.

12. The data also shows that the tribals are insistent towards getting a job as a compensation for tribal land acquisition, if at all necessary.
13. All the tribals are also aware of the cost and hassles involved in case of displacement arising out of acquisition are needs monetary compensation for relocation and reconstruction of their habitat.
14. On matters of health the tribals still rely on their indigenous methods of healing. It must also be stated in this regard that the trend is however on the wrong direction as many tribals have already stopped using traditional healing methods. The traditional use of plants and other aspects of nature to heal up the physical ailments are slowly and steadily moving toward extinction. The trend shows that if the government and other organization want, this age old technique of healing can still be protected and preserved. But it would take the will of the state to do this in reality.
15. The encouraging part of the existence of government health centres have been notices in the survey as almost all of the respondents of all the districts have stated that there are government health centres in their vicinity. Appreciation must be given to the state to make this possible in all the districts surveyed.
16. Another fascination revelation of the survey is the popularity of these health centres in these localities. Almost all the tribals have visited these hospitals and health centres in case of their health related problems. Thus it has been identified that the tribals use both traditional and modern health care facilities. No wonder the tribal population in west Bengal as well as the country has rose and the mortality rate of tribals have increased.
17. On the point of cultural practices, the reaction of the tribals have been mixed as most of the response as to their participation has been on a balance. Some of the tribals participate while some of the others do not. This trend also identifies that the cultural popularity of the tribal societies have decreased over the years. It has also been identified that the cultural popularity is concentrating more on the younger generation. Most of the tribals within the universe have accepted that the government participation in tribal cultural program and organising such programs have increased over the years. The tribals have also revealed that their traditions are no longer respected as much they used to be some years back. The tribals are losing their culture uniqueness with the popularity o western influence in the cultural

front. In one of the visits to the fare, the researcher found that most of the participants of these programs are wearing western dresses and involved in modern food practices than traditional ones. However, credit must go to the government for their efforts to carry on these programs. However the government must try to protect the traditional practices than the modern practices in these fares and other cultural gatherings.

18. All the tribals are aware of the concept of BPL cards. Thus it may be said that they know the benefits arising out of this card. It has been seen that majority of all tribals across the four districts surveyed have got their BPL cards. However, the majority have stated that many are still left over who are below poverty level.
19. One of the disappointing outcome of the research is that majority of the tribal respondents are not aware of the specialities inherent to the tribal population they belong to. Thus it may be stated in this regard that the tribals are losing their identity and cultural speciality with the passing of time this further encourages certain awareness program of the government to revive the cultural and social awareness of the tribals as to their identification.
20. It is sad to see that the government has not taken any step to protect the indigenous knowledge of the tribals. None of the tribals of north Bengal districts thinks that the government have taken any step to protect their indigenous knowledge. Only a few respondents from North 24 Parganas acknowledge the efforts of the government to protect their indigenous knowledge.
21. Tribal population is increasing all over the state of west Bengal and it has been reflected in the survey as all the tribal respondents stated that the tribal population is increasing.
22. All the respondents also stated that population of their respective tribe is also increasing except a handful at the district of Darjeeling.
23. However, the tribals of the districts except one fifth of tribals in Bankura that their indigenous knowledge is reducing gradually. Thus it is understood that apart from the problem of self identification, their traditional knowledge base is also at the verge of extinction.

The non tribals and the government employee respondents in the universe of study have been asked identical questions. The following are the analysis and outcome of the data so processed from the set of non tribal respondents:

1. The majority of the non tribals believe that the tribals are poor and live in an inhuman condition. Thus the majority of non tribals understand the problems and financial

conditions of the tribals however; some of the non tribals in the district of Darjeeling believe that the tribals no longer have the financial difficulties as the government is providing large scale financial contribution to the tribals. Again because of the reservation system, the creamy layer of the tribals is leading a very luxurious life in comparison to other equally and at times more talented non tribals. The tribals in Darjeeling area are also benefitting from the tourism industries they allege. However some non tribals believe that still apart from a few tribals, the majority are still tattering under the curse of poverty and the virtual death of tea garden in north Bengal have let these communities to suffer a miserable life.

The non tribals in Alipurduar are also split in their opinion as to the economic position of tribals in the said district as some of them stated that the tribals are getting unparalleled support from the government and various financial benefits offered to them which is not so in case of non tribal areas.

2. An overwhelming response came on the point when the non tribals are asked about their opinion about tribal population. Almost all non tribals stated that the tribal population is not decreasing at all. On the contrary it is increasing. Thus it may be said that tribals are growing in numbers all across the state of west Bengal including areas where primitive tribal groups reside.
3. Most of the non tribals believe that the tribals in all the districts are slowly and steadily leaving their ancestral profession. If not completely but partially because of various reasons. They think that tribals are now found in almost all spheres of profession and service.
4. Majority of the non tribals are not aware of the Scheduled Caste and Scheduled Tribes (Prevention of Atrocities) Act, 1989. They have never heard of this act even when they know that there are laws meant for the protection of tribal rights in India. Only one forth of non tribals in North 24 Parganas, are aware of this Act. Especially those who are aware of this Act know that, an act of atrocity under this act is a cognizable offence.
5. The majority of the non tribals believe that the tribals still use traditional method of healing. The non tribal respondents are also very sure that the tribals are aware of modern health care system and they take advantage of these facilities.
6. The balance is still towards the support of reservation for tribals in education service and various other areas. This reflects the sensitivity of non tribals towards the needy tribals.

However many non tribals do not want this system to carry on. Some non tribals also are certain opinion regarding limitation of reservation system.

7. The majority of all the non tribal respondents of the districts surveyed are of the view that the government is doing enough for the benefits of tribals.
8. Again an overwhelming majority supports the view that government should do more for the tribals and their socio economic developments. The view of the researcher in this regard is that there are many important aspects that have been a subject matter of concern for the tribals for ages and the government should take care of those issues at the earliest.

The government employee respondents in the universe of study have been asked identical questions that have been asked to the non tribal respondents. The researcher has taken into consideration respondents from various government departments for unbiased outcome of the study. The following are the analysis and outcome of the data so processed from the set of non tribal respondents:

1. The majority of government employee respondents have stated their views in favour of the fact that tribals are generally poor. However there has been contrasting figures between the district of Darjeeling and that of Bankura. While almost half of the respondents think that tribals are not poor any more, their Bankura counterpart gives a 100 percent confirmation that the tribals are generally poor. Hence, it can be seen that tribals of various economic stratification exists parallel in west Bengal.
2. None of the government employee respondents think that tribals are decreasing as far as population is concerned.
3. The majority of the respondents support the view that the change in the socio economic condition of the country has been one of the responsible criteria for tribal involvement in other profession than that of their ancestors. However many still insists that tribals are continuing their ancestral profession.
4. Majority of the respondents in this category are aware of the Scheduled Caste and Scheduled Tribes (Prevention of Atrocities) Act, 1989. This act is known to almost all the government employees within the universe. However, almost none of them except a few government employees interviewed from law enforcement department know that an act of atrocity within Scheduled Caste and Scheduled Tribes (Prevention of Atrocities)

Act, 1989 is a cognizable offence. Some of them even do not know what cognizable offence is.

5. The majority of the respondents believe that the tribals still using traditional method of healing. The respondents are also very sure that the tribals are aware of modern health care system and they take advantage of these facilities.
6. The majority of the non tribals believe that the tribals still need the benefits of reservation to bring them to the main stream. The respondents are also sensitive towards the reservation system of the government. However almost half of the respondents were not happy with the current reservation system.
7. The majority of all the respondents of the districts surveyed are of the view that the government is doing enough for the benefits of tribals.
8. Again an overwhelming majority supports the view that government should do more for the tribals and their socio economic developments. Many have emphasized the development in those areas which shall be helpful for all.

It must be understood from the said analysis that the reservation policy needs immediate reforms. The Supreme Court directives in relation to the Creamy Layer Doctrine must be adhered into, among other long term reforms than just providing some cash benefits to the tribals.

A set of ten questions have been asked to the NGO/Social Activists in the said districts. After collection of the primary data, the same was analyzed with SPSS software. The following are the outcome of the said analysis:

1. It has been understood that almost all the members of this respondent groups are well aware of the existence of various laws meant for tribals. And most of them were able to give an example thereof.
2. All the respondents are aware of the fact than an act of atrocity under the Schedule Caste and Schedule Tribes (Prevention of Atrocities) Act 1989 is a cognizable offence. Thus it may be said that the NGOs and Social Activists are in a position to play appositve role for the protection of tribal rights in west Bengal.
3. Almost all respondents except a few from the Darjeeling district think that the tribals stay in their ancestral land.

4. The majority of the respondents think that the tribals carry on their ancestral profession. However if taken specifically most of the units of North 24 Parganas have a different story to tell.
5. On the question of dispossession of tribals from their land, majority of the respondents do not think that they are subject to displacement. Thus it may be understood that the problems of displacement does not exist in Bengal. However the district of North 24 Parganas have a different story to tell. Almost half of the respondents have state various facts of dispossession of tribals from their lands specifically by the non tribal.
6. All the respondents think that tribals must have the liberty to transfer their indigenous know how to the next generation. Some of them also believe that this is very important for the future of mankind. Thus it may be seen that the government employees are well aware of the importance of the rights of tribals as to their indigenous knowledge and that they have a right to transfer that to the next generation.
7. None of the units questioned thinks that the modern education system is equipped to provide such education to the tribal children. Thus it can clearly be seen that there are lacunas in the education system for the tribal children as they lack the scope of carrying on indigenous knowledge to the future generations.
8. The respondents are very positive to respond in the affirmative as to the role that NGOs and Social Activists can play to help in bridging the gap between traditional and modern educational system. It can be understood clearly that the government should take the advantage of these institution and persons to help creating new policy and work hand in hand for a better future of tribals in India.
9. Most of the respondents think that tribals are poor just like all the other respondents from other categories selected in this research.
10. According to the majority respondents the government is doing enough for the tribals. However there has been mixed reaction in this matter which puts a lot of question on the acts of the government departments. The majority thinks the substance is right but the procedure is not.
11. All the respondents however agree there is need of many more schemes from the government.

12. The majority of the respondents believe that returning land to the tribals ousted would solve their economic problems of the tribals. All the respondents considered job for land as well as monetary compensation in case of land acquired by the state as the last resort.
13. The majority of the respondents think that the tribals use conventional and traditional method of healing still today however quite a number even when on the minority side had opposite views. But all the respondents think that the tribals use the modern health care system in case of health issues.
14. On the question of cultural participation the majority of the respondents think that the tribal participation in various cultural activities have increased over the years. They also think that government is supporting and organizing more of such programs.
15. On the issue of BPL cards the respondents agree that most of the tribals have possessed BPL card.
16. The majority of the respondents are aware of the scheme the government has for the people working for tribals. However, the majority of them have not got any financial aid from such schemes in Bankura; however, other districts have received various benefits.
17. All the respondents have stated that they work with the tribals at the grass root level and it is them who can do a lot of things for the benefit of tribals. But they face a lot of problems in the schemes that is there. So new schemes are necessary. And all of the participating respondents believe that their participation at the time of framing various schemes of the government for the tribes would make a lot of difference for the success of these schemes in the true sense of the term.

A Sum Up

After a comprehensive study of the state of West Bengal, the researcher has been able to identify the socio economic conditions of the tribals and how such conditions have changed over the years. The analysis was helpful to identify the objectivity of this research. Various new and interesting facts got unearthed. One of the fascinating aspects of the position of tribals that has been identified

in this research is that the tribals are becoming aware of their situation and they also can understand the need of modern and scientific development to take place in their life. The indigenous knowledge is in the verge of extinction and all the elderly tribal respondents in the research have expressed their sadness. They have also expressed their views as to how the government can help in protecting this unique area of history.

It must be stated that the atrocities and forceful displacement has been far and few and most of the tribals in West Bengal resided in their ancestral land and mostly are continuing their ancestral profession. However, the situation has been changing as most of the semi urban areas have notices shift of profession from their ancestral ways of life. It was observed in the research that today the tribals have become more outspoken and are interested in raising their voice for the demand of justice they have been deprived from centuries. Many insisted specific reforms which was quite natural and relevant. The researcher has also come across certain hard times as the degradable social and economic conditions of tribals have left him with heavy heart. Lack of proper infrastructure facilities are evident in most of the tribal populated areas including the lack of communication to the outer world which makes it very difficult for them to various hazards the cruel world has in store for them. The non tribals today have come a long way from where they were in respect of tribal rights violation and are more cordial towards them and most of them stated that tribal welfare must be a priority of the government. The study also reflects the positive attitude of the government to work for the welfare of the tribals of West Bengal. Another aspect also came up in the form of the need of legal awareness of the tribals. This can be possible with subsequent setting up of projects in furtherance of awareness in various field of legal study. The recent laws also need to be implemented within a specific time frame and that will also play a pivotal role in protecting the socio economic impact on tribal population. In this regard the researcher has identified that the Self Help Groups can play a very important role. The NGOs working in this field also need to be utilized by various schemes and financial aids. A proper analysis of the problem coupled with a systematic and collaborative approach is what is needed today to uphold the interest of the millions of tribals and tribal communities which are in the verge of intellectual extinction.

Thus it may be summed up that the position of tribals in West Bengal is in a very vulnerable state as is the position in India in areas like their culture, social identification and tribal traditional knowledge.

The state should take up appropriate measures to address this challenge prevailing amongst the tribals in West Bengal.