

## Declaration

I declare that the thesis **Food Security and Poverty: A case study of Tea Gardens in North Bengal** has been prepared by me under the guidance of Dr. Sanchari Roy Mukherjee Professor of Department of Economics University of North Bengal. No part of this thesis has formed the basis for the award of any degree or fellowship previously.

*Abhijit Chakraborty*  
Abhijit Chakraborty

Department of Economics  
University of North Bengal  
RajaRammohanpur  
Darjeeling-734001

Date : *16.01.2023*



**CERTIFICATE**

I certify that Abhijit Chakraborty has prepared the thesis entitled "Food Security and Poverty: A Case Study of Tea Gardens in North Bengal" for the award of PhD degree of the University of North Bengal, under my guidance. He has carried out the work at the Department of Economics, University of North Bengal.







**Sanchari Roy Mukherjee**  
Professor (on lien)  
Department of Economics  
University of North Bengal

Professor  
Department of Economics  
University of North Bengal

## Document Information

Analyzed document	Abhijit Chakraborty_Economics.pdf (D154644152)
Submitted	12/30/2022 6:58:00 AM
Submitted by	University of North Bengal
Submitter email	nbuplg@nbu.ac.in
Similarity	1%
Analysis address	nbuplg.nbu@analysis.arkund.com

## Sources included in the report

<b>W</b>	URL: <a href="https://documents.wfp.org/stellent/groups/public/documents/ena/wfp076968.pdf?iframe">https://documents.wfp.org/stellent/groups/public/documents/ena/wfp076968.pdf?iframe</a> Fetched: 12/30/2022 6:58:00 AM		6
<b>W</b>	URL: <a href="https://www.globalhungerindex.org/india.html">https://www.globalhungerindex.org/india.html</a> Fetched: 12/30/2022 6:58:00 AM		2
<b>W</b>	URL: <a href="https://www.ideasforindia.in/topics/poverty-inequality/pds-national-food-security-act-and-covi...">https://www.ideasforindia.in/topics/poverty-inequality/pds-national-food-security-act-and-covi...</a> Fetched: 12/30/2022 6:58:00 AM		1
<b>W</b>	URL: <a href="https://scroll.in/article/824013/west-bengals-new-ration-scheme-is-enriching-tea-estate-manage...">https://scroll.in/article/824013/west-bengals-new-ration-scheme-is-enriching-tea-estate-manage...</a> Fetched: 12/30/2022 6:58:00 AM		4
<b>W</b>	URL: <a href="https://geographicinsights.iq.harvard.edu/IndiaNutritionDistrict">https://geographicinsights.iq.harvard.edu/IndiaNutritionDistrict</a> Fetched: 12/30/2022 6:58:00 AM		1
<b>W</b>	URL: <a href="https://thewire.in/economy/tea-gardens-in-the-east-are-brewing-starvation-malnutrition">https://thewire.in/economy/tea-gardens-in-the-east-are-brewing-starvation-malnutrition</a> Fetched: 12/30/2022 6:58:00 AM		1

## Entire Document

Food Security and Poverty: A case study of Tea Gardens in North Bengal A Thesis submitted to the University of North Bengal For the Award of Doctor of Philosophy in Economics By Abhijit Chakraborty Guide Prof. (Dr.) Sanchari Roy Mukherjee Department of Economics University of North Bengal 2023, January

Sanchari Roy Mukherjee  
Professor (on leave)  
Department of Economics  
University of North Bengal

Abhijit Chakraborty

## **Acknowledgement**

Compiling the thesis was never an easy task. However, the guidance that was provided by my PhD adviser Dr Sanchari Roy Mukherjee made the task much simpler for me. I gratefully acknowledge the care and patience with which Madam has attended to my numerous problems and queries. I am indebted to her for the thoughtful comments which enriched my work.

I would like to express my sincere thanks to all the teachers of the Department of Economics, University of North Bengal for their support and encouragement.

I take this opportunity to sincerely acknowledge the immense help and motivation that has been provided by Indian Council of Social Science and Research (ICSSR), Eastern Regional Centre Kolkata through their financial assistance that has enabled me to work with ease and enthusiasm. I deeply thank them for their generous support and assistance.

I would also like to sincerely thank the employers of the two Tea Gardens Mohurgong and Gulma Tea Estate and Sukna Tea Estate where I did my primary field survey. I would like to thank the staff and personal for the help they provided me during the survey.

I would also like to thank my family members, my parents for their support and encouragement. I would like to mention here a special thanks to my wife, Mrs. Mouli Dey Chakraborty for her unconditional help and encouragement. I owe my indebtedness to her for helping me at every step of my work. Last but not the least I would like to thank all the people who in some way or the other have been a part of this journey, especially to all my fellow scholars.

## **List of Abbreviation**

FAO- Food and Agricultural Organisation

STG- Small Tea Growers

NFSA-National Food Security Act

NREGA- National Rural Employment Guarantee Act

RDA-Recommended Dietary Allowance

PDS-Public Distribution System

MDM-Mid Day Meal

NFHS-National Family Health Survey

DHS- Demographic Health survey

GHI-Global Hunger Index

FCI-Food Corporation of India

PWD-Public Works Department.

DPA-Dooars Planters Association.

TDLA-Tea District Labour Association.

## **List of Tables**

Table1: Child Anthropometry 2015

Table2: Ration Card among various quintiles

Table 3: Food Grain Distribution

Table 4: Leakages in PDS

Table 5: Production of Tea Various Years

Table 6: Production and Area under Tea in Dooars

Table 7: District wise Import of Labourers in Assam

Table 8: Percentage of Immigrant Tea labour to total labour Force in Assam

Table 9: Tea Industry In Doars in 1901-1951

Table 10: Birth and Death Rates in Assam Tea Gardens

Table 11: Comparison Birth Rates in Assam and Tea gardens in Assam

Table 12: Daily Wages (Labour cost) in Assam Tea Plantation

Table 13: Findings of O.P. Arya Committee on cost of Facilities provided in Tea Plantations

Table 14: Survey Findings from Gardens in Dooars on BMI

Table 15: Estimated Small Tea Growers

Table 16: Tea Plantations before independence

Table 17: Population Profile Darjeeling District

Table 18: Sex Ratio of the State and the District, 1901-2011 Darjeeling

Table 19: Percentage of Total Workers to Total Population Darjeeling

Table 20: Category of workers

Table 21: Worker participation rate

Table 22: Literacy rate Darjeeling District

Table 23: Medical Facilities Darjeeling District

Table 24: Child Anthropometry and other indicators of health Darjeeling District

Table 25: Estimates of Per Capita Income by District in West Bengal at Current Prices

Table 26: Poverty Rate District wise

Table 27: Production of Principal crops in the district of Darjeeling

Table 28: Area Production and Employment in the Tea Industry of Darjeeling District.

Table 29: Production and Area under Tea in Dooars

Table 30: Area, Population and Density of Population in the district of Jalpaiguri

Table 31: Sex Ratio Jalpaiguri District

Table 32: Percentage of Main Workers to population

Table 33: Category of Workers

Table 34: Worker participation rate

Table 35: Literacy rate Jalpaiguri District

Table 36: Medical Facilities

Table 37: Child anthropometry and other health indicators in Jalpaiguri District

Table 38: Production of Principal Crops in the district of Jalpaiguri

Table 39: Area Production and Employment in Tea Industry in District of Jalpaiguri.

Table 40: Status of Food security in West Bengal

Table 41: Summary Statistics of calorie in Surveyed Tea Garden

Table 42: Summary statistics

Table 43: Results of Regression

Table 44: Margin effects

Table 45: Predicted underweight rate in Tea Gardens of Darjeeling

Table 46: Predicted underweight Rate in Tea Gardens of Jalpaiguri District

## List of Charts and Figures

### Figures

Fig 1- Recommended Dietary allowance and PDS

Fig 2- Map of Darjeeling district

Fig 3- Map of Jalpaiguri district

Fig 4- Relation between Poverty rate and Log Per Capita Income West Bengal

Fig 5- Percentage access to improved water source(India)

Fig 6-Percentage of access to Improved sanitation (India)

Fig 7- Calorie count state wise

Fig 8-State wise minimum Dietary Intake as per RDA

Fig 9-Boxplot showing the Calorie distribution in Tea Gardens Surveyed

Fig 10-Relation between Calorie consumption and Mathematical ability

Fig 11-Distribution of underweight children

Fig 12-Child anthropometry in NFHS 5

Fig 13-Relationship between poverty and Food security

Fig 14-Underweight rates among children in India

Fig 15-Scatter Plot showing the association between poverty rate and Stunting rate in districts of West Bengal.

Fig 16-Possible background characteristics for undernutrition rates in India

Fig 17-Percentage undernourished and severely undernourished as per survey data.

## **Charts**

Chart 1- Age Distribution(Garden1)

Chart 2-Age Distribution (Garden2)

Chart 3-Share of Household(Garden1)

Chart 4-Share of Household(Garden2)

Chart 5- Gender(Garden1)

Chart 6- Gender(Garden2)

Chart 7-Education(Garden1)

Chart8-Education(Garden2)

Chart9-Religion(Garden1)

Chart10-Religion(Garden2)

Chart 11-Drinking Water Source(Garden1)

Chart12-Drinking Water Source(Garden2)

Chart 13-Sanitation in Tea Garden 2

Chart 14-Distribution of food expenditure statewide

Chart 15-Calorie shortfall (Garden1)

Chart 16-Calorie shortfall (Garden2)

Chart 17- Average shortfall in calorie and PDS

Chart 18- Ration Card distribution across India

Chart 19-Percentage Ration Card holders among Population Surveyed(Garden1)

Chart 20-Percentage Ration Card holders among Population Surveyed(Garden2)